

**LL grade**

**Especially high volumetric efficiency**

**Construction**

- Charge-discharge proof, polar
- Aluminum case, fully insulated
- Overload protection by preset break point in case

**Terminals**

- 4 snap-in terminals (6,3 mm and 4,5 mm length)
- Solder pin mounting on printed circuit boards, pins fit standardized spacings on PCB

**Features**

- Outstanding ripple current capability
- Extremely small dimensions, i.e. especially high volumetric efficiency
- Many different case sizes
- Pinning ensures correct insertion

**Applications**

- For frequency converters
- For switch-mode power supplies in industrial and consumer electronics


**Specifications and characteristics in brief**

Rated voltage $U_R$	350 to 450 V–
Surge voltage $U_S$	$1,1 \cdot U_R$
Rated capacitance $C_R$	390 ... 2 200 $\mu$ F
Capacitance tolerance	$\pm 20 \% \triangleq M$
Useful life	
40 °C, $U_R$	$> 200\,000$ h ( $1,6 \cdot I_{\sim R,85^\circ C}$ )
85 °C, $U_R$ ; $I_{\sim R}$	$> 12\,000$ h
Failure percentage	$\leq 1 \%$ (during useful life)
Failure rate	$\leq 40$ fit ( $\leq 40 \cdot 10^{-9}/h$ )
Voltage endurance test	3 000 h, 85 °C (at $U_R$ )
Leakage current $I_{lka}$ (5 min, 20 °C)	$I_{lka} \leq 0,3 \mu A \cdot \left(\frac{C_R}{\mu F} \cdot \frac{U_R}{V}\right)^{0,7} + 4 \mu A$



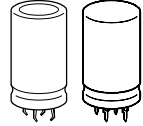
KAL0409-D

B 43 511



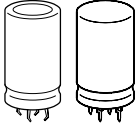
KAL0273-2

B 43 521



**Specifications and characteristics in brief**

Self-inductance $L_{ESL}$	approx. 20 nH
IEC climatic category	in accordance with IEC 68–1 $\leq 400$ V–: 40/085/56 (–40 °C/+85 °C, 56 days damp heat test) $> 400$ V–: 25/085/56 (–25 °C/+85 °C, 56 days damp heat test)
Detail specification	similar to CECC 30 301-805
Sectional specification	IEC 384–4
Vibration resistance	in accordance with IEC 68–2–6, test Fc: frequency range 10 ... 55 Hz, duration $3 \times 2$ h displacement amplitude 0,35 mm, acceleration max. 5 g

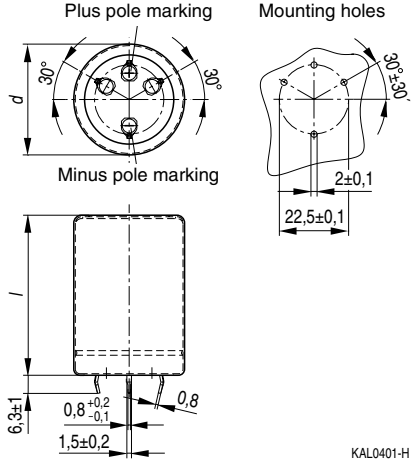


**B 43 511**

**B 43 521**

**Dimensional drawings**

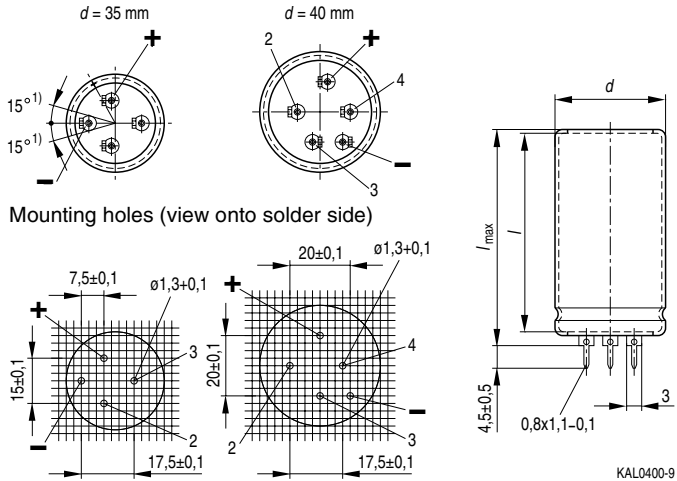
**B 43 511, 4 snap-in terminals**



Standard snap-in terminals: length  $(6,3 \pm 1)$  mm.  
 Also available with a length of  $(4,5 - 1)$  mm.  
 For ordering example cf. [page 149](#)

Dimensions (mm)			Approx. weight (g)	Packing units (pieces)
$d+1$	$l \pm 2$	$l_{max}$		
35	50	54	63	36
35	60	64	76	36
35	70	74	88	36
35	80	84	101	36
35	100	104	126	36
40	40	44	71	33
40	50	54	89	33
40	60	64	107	33
40	70	74	125	33
40	80	84	143	33
40	100	104	178	33
45	40	—	90	28
45	50	—	113	28
45	60	—	136	28
45	70	—	158	28
45	80	—	181	28
45	100	—	226	28

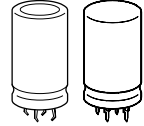
**B 43 521, solder pins**



1) Permissible range of positions for pole identification marks

Pole markings: Plus: **+**; Minus: **-**

All pin holes must be drilled into the PC-board, since the unconnected pins serve as mountings. These pins must be soldered to isolated pads or pads with the same potential as the negative pole (solder pin and 4 snap-in terminals).



Packing

B 43 511

B 43 521

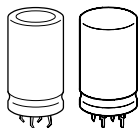
### Packing of 4 snap-in terminals and solder pins



For ecological reasons the packing is pure cardboard.

### Ordering codes

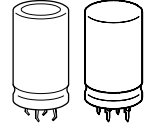
Snap-in terminals Version	Identification in 3rd block of ordering code
Standard terminals (6,3 ± 1) mm	-M
Short terminals (4,5 – 1) mm	-M7


**Overview of available types**

$U_R$ (V-)	350	400	420	450
$C_R$ ( $\mu$ F)	Case dimensions $d \times l$ (mm)			
390				35 × 50 40 × 40
470		35 × 50 40 × 40	35 × 50 40 × 40	35 × 60 40 × 50 45 × 40
560	35 × 50	35 × 60 45 × 40	35 × 60 40 × 50	35 × 70 40 × 60
680	35 × 60 40 × 50	35 × 70 40 × 60 45 × 50	35 × 70 40 × 60 45 × 50	35 × 80 40 × 60 45 × 50
820	35 × 70 40 × 60	35 × 80 40 × 60	35 × 80 40 × 70 45 × 50	40 × 70 45 × 60
1 000	35 × 80 40 × 60 45 × 50	35 × 100 40 × 70 45 × 60	35 × 100 40 × 80 45 × 60	40 × 100 45 × 70
1 500	40 × 80 45 × 70	40 × 100 45 × 80	40 × 100 45 × 80	45 × 100
1 800		45 × 100	45 × 100	
2 200	45 × 100			

The capacitance and voltage ratings listed above are available in different cases upon request. Other voltage and capacitance ratings are also available upon request.

Capacitors with solder pins are only available in 35 and 40 mm case diameters.



B 43 511

B 43 521

**Technical data and ordering codes**

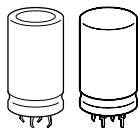
$U_R$	$C_R$	Case dimensions $d \times l$ mm	$R_{ESR, \max}$ 100 Hz 20 °C mΩ	$Z_{\max}$ 10 kHz 20 °C mΩ	$I_{\sim \max}$ 100 Hz 40 °C A	$I_{\sim R}$ 100 Hz 85 °C A	Ordering code 1)
V-	μF						Short code

**B43511-, B43521-**

350	560	35 × 50	230	190	7,0	3,2	-A4567-M
	680	35 × 60	190	150	8,2	3,7	-A4687-M
	680	40 × 50	190	150	8,1	3,7	-C4687-M
	820	35 × 70	160	130	9,6	4,4	-A4827-M
	820	40 × 60	160	130	9,5	4,3	-C4827-M
	1 000	35 × 80	130	110	11	5,1	-A4108-M
	1 000	40 × 60	130	110	10	4,8	-C4108-M
	1 000	45 × 50	130	110	9,9	4,5	-E4108-M
	1 500	40 × 80	90	70	14	6,5	-A4158-M
	1 500	45 × 70	90	70	14	6,2	-C4158-M
	2 200	45 × 100	60	50	19	8,6	-A4228-M
400	470	35 × 50	280	220	6,4	2,9	-A9477-M
	470	40 × 40	280	220	6,2	2,8	-C9477-M
	560	35 × 60	230	190	7,5	3,4	-A9567-M
	560	45 × 40	230	190	6,9	3,1	-C9567-M
	680	35 × 70	190	150	8,7	4,0	-A9687-M
	680	40 × 60	190	150	8,7	3,9	-C9687-M
	680	45 × 50	190	150	8,1	3,7	-E9687-M
	820	35 × 80	160	130	10	4,6	-A9827-M
	820	40 × 60	160	130	9,5	4,3	-C9827-M
	1 000	35 × 100	130	110	12	5,6	-C9108-M
	1 000	40 × 70	130	110	11	5,1	-A9108-M
	1 000	45 × 60	130	110	11	4,8	-B9108-M
	1 500	40 × 100	90	70	16	7,2	-A9158-M
	1 500	45 × 80	90	70	14	6,5	-C9158-M
	1 800	45 × 100	80	60	17	7,8	-A9188-M
420	470	35 × 50	430	340	6,4	2,9	-A0477-M
	470	40 × 40	430	340	6,2	2,8	-C0477-M

Capacitors with solder pins are only available in 35 and 40 mm case diameters.

1) To obtain the required ordering code, prefix the type number to the short code. E. g.: B43511-A4567-M  
 B43521-... (solder pins)  
 B43511-... (4 snap-in terminals, standard version with terminal length 6,3 mm.  
 For short-terminal version (length 4,5 mm), append code number "7" to the tolerance code. E. g.: B43511-A4567-M7)



**B 43 511**

**B 43 521**

**Technical data and ordering codes**

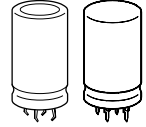
$U_R$	$C_R$	Case dimensions $d \times l$ mm	$R_{ESR, max}$ 100 Hz 20 °C mΩ	$Z_{max}$ 10 kHz 20 °C mΩ	$I_{-max}$ 100 Hz 40 °C A	$I_{-R}$ 100 Hz 85 °C A	Ordering code 1)
V-	μF						Short code

**B43511-, B43521-**

	560	35 × 60	360	290	7,5	3,4	-A0567-M
	560	40 × 50	360	290	7,3	3,3	-C0567-M
	680	35 × 70	300	240	8,7	4,0	-A0687-M
	680	40 × 60	300	240	8,7	3,9	-C0687-M
	680	45 × 50	300	240	8,1	3,7	-E0687-M
	820	35 × 80	250	200	10	4,6	-A0827-M
	820	40 × 70	250	200	10	4,6	-C0827-M
	820	45 × 50	250	200	8,9	4,1	-E0827-M
	1 000	35 × 100	200	160	12	5,6	-A0108-M
	1 000	40 × 80	200	160	11	5,3	-C0108-M
	1 000	45 × 60	200	160	10	4,8	-E0108-M
	1 500	40 × 100	140	110	15	7,2	-A0158-M
	1 500	45 × 80	140	110	14	6,5	-C0158-M
	1 800	45 × 100	120	90	17	7,8	-A0188-M
450	390	35 × 50	520	410	5,8	2,6	-A5397-M
	390	40 × 40	520	410	5,7	2,6	-C5397-M
	470	35 × 60	430	340	6,8	3,1	-A5477-M
	470	40 × 50	430	340	6,7	3,1	-C5477-M
	470	45 × 40	430	340	6,3	2,9	-E5477-M
	560	35 × 70	360	290	7,9	3,6	-A5567-M
	560	40 × 60	360	290	7,9	3,6	-C5567-M
	680	35 × 80	300	240	9,2	4,2	-A5687-M
	680	40 × 60	300	240	8,7	3,9	-C5687-M
	680	45 × 50	300	240	8,1	3,7	-E5687-M
	820	40 × 70	250	200	10	4,6	-A5827-M
	820	45 × 60	250	200	9,5	4,3	-C5827-M
	1 000	40 × 100	200	160	13	5,8	-A5108-M
	1 000	45 × 70	200	160	11	5,1	-C5108-M
	1 500	45 × 100	140	110	16	7,1	-A5158-M

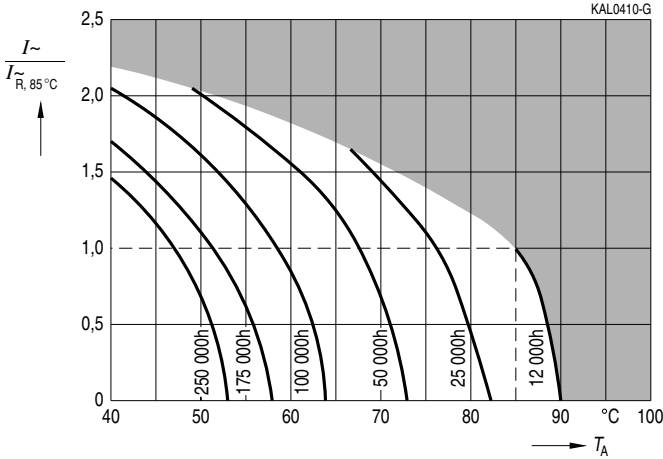
Capacitors with solder pins are only available in 35 and 40 mm case diameters.

1) To obtain the required ordering code, prefix the type number to the short code. E. g.: B43511-A5379-M  
 B43521-... (solder pins)  
 B43511-... (4 snap-in terminals, standard version with terminal length 6,3 mm.  
 For short-terminal version (length 4,5 mm), append code number "7" to the tolerance code. E. g.: B43511-A5397-M7)

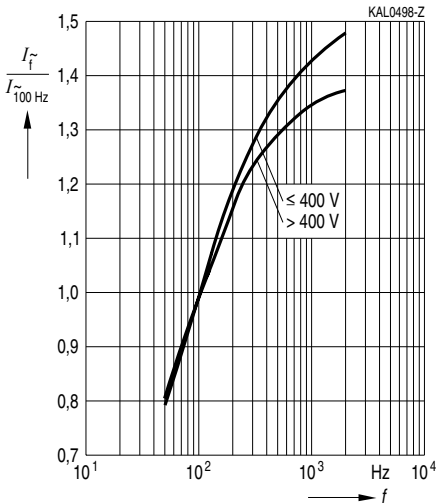


**Useful life**

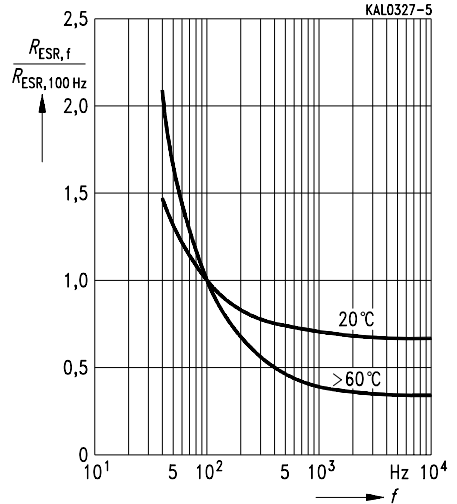
versus ambient temperature  $T_A$  under ripple current operating conditions<sup>1)</sup>



**Permissible ripple current  $I_r$**   
versus frequency  $f$

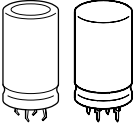


**Equivalent series resistance  $R_{ESR}$**   
versus frequency  $f$   
Typical behavior



1) Refer to [page 31](#) for an explanation on how to interpret the useful life graphs.

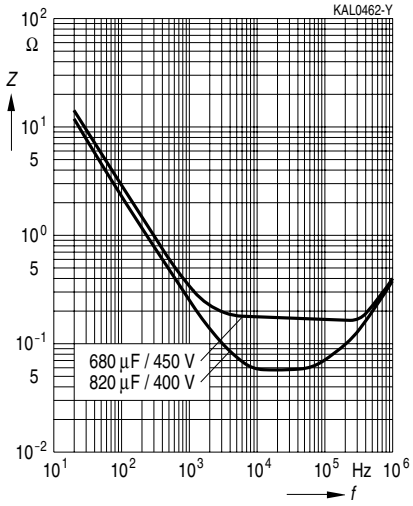




B 43 511

B 43 521

**Impedance  $Z$  at  $f = 10$  kHz**  
 versus frequency  $f$   
 Typical behavior



**Herausgegeben von EPCOS AG**

**Marketing Kommunikation, Postfach 80 17 09, 81617 München, DEUTSCHLAND**

© EPCOS AG 2000. Alle Rechte vorbehalten. Vervielfältigung, Veröffentlichung, Verbreitung und Verwertung dieser Broschüre und ihres Inhalts ohne ausdrückliche Genehmigung der EPCOS AG nicht gestattet.

Mit den Angaben in dieser Broschüre werden die Bauelemente spezifiziert, keine Eigenschaften zugesichert. Bestellungen unterliegen den vom ZVEI empfohlenen Allgemeinen Lieferbedingungen für Erzeugnisse und Leistungen der Elektroindustrie, soweit nichts anderes vereinbart wird.

Diese Broschüre ersetzt die vorige Ausgabe.

Fragen über Technik, Preise und Liefermöglichkeiten richten Sie bitte an den Ihnen nächstgelegenen Vertrieb der EPCOS AG oder an unsere Vertriebsgesellschaften im Ausland.

Bauelemente können aufgrund technischer Erfordernisse Gefahrstoffe enthalten. Auskünfte darüber bitten wir unter Angabe des betreffenden Typs ebenfalls über die zuständige Vertriebsgesellschaft einzuholen.

**Published by EPCOS AG**

**Marketing Communications, P.O. Box 80 17 09, 81617 Munich, GERMANY**

© EPCOS AG 2000. All Rights Reserved. Reproduction, publication and dissemination of this brochure and the information contained therein without EPCOS' prior express consent is prohibited.

The information contained in this brochure describes the type of component and shall not be considered as guaranteed characteristics. Purchase orders are subject to the General Conditions for the Supply of Products and Services of the Electrical and Electronics Industry recommended by the ZVEI (German Electrical and Electronic Manufacturers' Association), unless otherwise agreed.

This brochure replaces the previous edition.

For questions on technology, prices and delivery please contact the Sales Offices of EPCOS AG or the international Representatives.

Due to technical requirements components may contain dangerous substances. For information on the type in question please also contact one of our Sales Offices.