



Aluminum electrolytic capacitors

Single-ended capacitors

Series/Type: B41044, B43044

Date: December 2010

The following products presented in this data sheet are being withdrawn.

| Ordering Code | Substitute Product | Date of Withdrawal | Deadline Last Orders | Last Shipments |
|-----------------|--------------------|--------------------|----------------------|----------------|
| B41044A8227M000 | | 2012-04-13 | 2012-07-13 | 2012-10-13 |

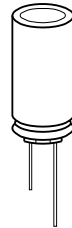
For further information please contact your nearest EPCOS sales office, which will also support you in selecting a suitable substitute. The addresses of our worldwide sales network are presented at www.epcos.com/sales.

Long-life grade capacitors for professional applications
Applications

- Power supplies

Features

- RoHS-compatible
- High CV product
- Low impedance at high frequencies
- High reliability
- Useful life of 5000 h at 105 °C


Construction

- Radial leads
- Aluminum case, fully insulated
- Charge-discharge proof
- Minus pole marking on the insulating sleeve
- Case with safety vent from diameter 8 mm

Delivery mode

- Bulk
- Taped, Ammo pack
- Cut (see chapter "Single-ended – Taping, packing and lead configurations, Cut leads (Chapter A)")
- Kinked (see chapter "Single-ended – Taping, packing and lead configurations, Kinked leads (Chapter A)")

Refer to chapter "Single-ended capacitors – Taping, packing and lead configurations" for further details.

Specifications and characteristics in brief

| Series | B41044 | | B43044 | | | | | | | | | |
|--|--|------|------------------|------|------|------|------|------|------|------------|------------|--|
| Rated voltage V_R | 6.3 ... 100 V DC | | 160 ... 450 V DC | | | | | | | | | |
| Surge voltage V_S | $V_R \leq 250$ V DC: $1.15 \cdot V_R$ (at room temperature) $V_R > 250$ V DC: $1.1 \cdot V_R$ (at room temperature) | | | | | | | | | | | |
| Rated capacitance C_R | 0.22 ... 15000 μ F | | | | | | | | | | | |
| Capacitance tolerance | $\pm 20\% \triangleq M$ | | | | | | | | | | | |
| Dissipation factor (max.) (20 °C, 120 Hz) | For capacitance higher than 1000 μ F add 0.02 for every increase of 1000 μ F. | | | | | | | | | | | |
| | V_R (V DC) | 6.3 | 10 | 16 | 25 | 35 | 50 | 63 | 100 | 160 | 350 | |
| | | | | | | | | | | ... 250 | ... 450 | |
| $\tan \delta$ | 0.22 | 0.19 | 0.16 | 0.14 | 0.12 | 0.10 | 0.09 | 0.08 | 0.15 | 0.20 | | |



| | | | | | | | |
|--|---|-----|---|----|------------|-------------|-------------|
| Series | B41044 | | B43044 | | | | |
| Leakage current I_{leak} | $V_R \leq 100$ V DC | | $V_R > 100$ V DC | | | | |
| | $I_{leak} \leq 0.03 \mu\text{A} \cdot \left(\frac{C_R}{\mu\text{F}} \cdot \frac{V_R}{\text{V}} \right)$ or 4 μA , whichever is greater (20 °C, after 1 minute) | | $I_{leak} \leq 0.02 \mu\text{A} \cdot \left(\frac{C_R}{\mu\text{F}} \cdot \frac{V_R}{\text{V}} \right) + 15 \mu\text{A}$ (20 °C, after 5 minutes) | | | | |
| Useful life 105 °C; V_R ; $I_{AC,R}$ | $V_R \leq 100$ V DC | | $V_R > 100$ V DC | | | | |
| | > 2000 h for d = 5 ... 6.3 mm > 3000 h for d = 8 mm > 5000 h for d \geq 10 mm | | 2000 h | | | | |
| Requirements | $\Delta C/C \leq \pm 20\%$ of initial value $\tan \delta \leq 2$ times initial specified value $I_{leak} \leq$ initial specified limit | | | | | | |
| Shelf life | After storage for 1000 h at 105 °C, the capacitors shall meet the requirement of load life test after reforming process. After test: V_R to be applied for 30 minutes, 24 to 48 hours before measurement. | | | | | | |
| Low temperature stability (impedance ratio) (120 Hz) | V_R (V DC) | 6.3 | 10 | 16 | 25 ... 100 | 160 ... 250 | 315 ... 450 |
| | $Z(-25^\circ\text{C})$ | 4 | 3 | 2 | 2 | 3 | 8 |
| | $Z(+20^\circ\text{C})$ | | | | | | |
| | $Z(-40^\circ\text{C})$ $Z(+20^\circ\text{C})$ | 8 | 6 | 4 | 3 | 4 | — |
| Vibration resistance test | To IEC 60068-2-6, test Fc: Frequency range 10 ... 55 Hz, displacement amplitude 0.75 mm, acceleration max. 10 g, duration 3 \times 2 h. If can size D <16 mm, capacitor is mounted by the leads If can size D \geq 16 mm, capacitor rigidly clamped by the aluminum case | | | | | | |
| IEC climatic category | To IEC 60068-1: $V_R < 350$ V DC: 40/105/56 (-40 °C/+105 °C/56 days damp heat test) $V_R \geq 350$ V DC: 25/105/56 (-25 °C/+105 °C/56 days damp heat test) | | | | | | |



B41044, B43044

Low impedance & high ripple current – 105 °C

Dimensional drawing



Safety vent for diameter ≥ 8 mm.

Case Dimensions

| $d \times l$ mm | $d_{\max} \times l_{\max}$ mm | a mm | b mm |
|--------------------|----------------------------------|-----------|-----------|
| 5 × 11 | 5.5 × 12.5 | 2.0 ± 0.5 | 0.5 ± 0.1 |
| 6.3 × 11 | 6.8 × 12.5 | 2.5 ± 0.5 | 0.5 ± 0.1 |
| 8 × 11.5 | 8.5 × 13.0 | 3.5 ± 0.5 | 0.6 ± 0.1 |
| 10 × 12.5 | 11.0 × 14.0 | 5.0 ± 0.5 | 0.6 ± 0.1 |
| 10 × 16 | 11.0 × 17.5 | 5.0 ± 0.5 | 0.6 ± 0.1 |
| 10 × 20 | 11.0 × 22.0 | 5.0 ± 0.5 | 0.6 ± 0.1 |
| 10 × 25 | 11.0 × 27.0 | 5.0 ± 0.5 | 0.6 ± 0.1 |
| 12.5 × 20 | 13.5 × 22.0 | 5.0 ± 0.5 | 0.6 ± 0.1 |
| 12.5 × 25 | 13.5 × 27.0 | 5.0 ± 0.5 | 0.6 ± 0.1 |
| 16 × 20 | 17.0 × 22.0 | 7.5 ± 0.5 | 0.8 ± 0.1 |
| 16 × 25 | 17.0 × 27.0 | 7.5 ± 0.5 | 0.8 ± 0.1 |
| 16 × 31.5 | 17.0 × 33.5 | 7.5 ± 0.5 | 0.8 ± 0.1 |
| 16 × 35.5 | 17.0 × 37.5 | 7.5 ± 0.5 | 0.8 ± 0.1 |
| 18 × 25 | 19.0 × 27.0 | 7.5 ± 0.5 | 0.8 ± 0.1 |
| 18 × 31.5 | 19.0 × 33.5 | 7.5 ± 0.5 | 0.8 ± 0.1 |
| 18 × 35.5 | 19.0 × 37.5 | 7.5 ± 0.5 | 0.8 ± 0.1 |
| 18 × 40 | 19.0 × 42.0 | 7.5 ± 0.5 | 0.8 ± 0.1 |


Overview of available types – B41044

| V_R (V DC) | 6.3 | 10 | 16 | 25 |
|-------------------------|-----------------------------------|-----------|-----------|-----------|
| | Case dimensions $d \times l$ (mm) | | | |
| C_R (μF) | | | | |
| 4.7 | | | | 5 × 11 |
| 10 | | | 5 × 11 | 5 × 11 |
| 22 | 5 × 11 | 5 × 11 | 5 × 11 | 5 × 11 |
| 33 | 5 × 11 | 5 × 11 | 5 × 11 | 5 × 11 |
| 47 | 5 × 11 | 5 × 11 | 5 × 11 | 5 × 11 |
| 100 | 5 × 11 | 5 × 11 | 6.3 × 11 | 6.3 × 11 |
| 150 | 6.3 × 11 | 6.3 × 11 | 6.3 × 11 | 8 × 11.5 |
| 220 | 6.3 × 11 | 6.3 × 11 | 8 × 11.5 | 8 × 11.5 |
| 330 | 6.3 × 11 | 8 × 11.5 | 8 × 11.5 | 10 × 12.5 |
| 470 | 8 × 11.5 | 8 × 11.5 | 10 × 12.5 | 10 × 16 |
| 680 | 10 × 12.5 | 10 × 12.5 | 10 × 16 | 10 × 20 |
| 1000 | 10 × 12.5 | 10 × 16 | 10 × 20 | 12.5 × 20 |
| 1500 | 10 × 20 | 10 × 20 | 12.5 × 20 | 16 × 20 |
| 2200 | 12.5 × 20 | 12.5 × 20 | 12.5 × 25 | 16 × 25 |
| 3300 | 12.5 × 20 | 12.5 × 25 | 16 × 25 | 16 × 31.5 |
| 4700 | 16 × 25 | 16 × 25 | 16 × 31.5 | 18 × 35.5 |
| 6800 | 16 × 25 | 16 × 31.5 | 18 × 35.5 | |
| 10000 | 16 × 31.5 | 16 × 35.5 | | |
| 15000 | 16 × 35.5 | | | |


B41044
Low impedance & high ripple current – 105 °C

| V_R (V DC) | 35 | 50 | 63 | 100 |
|------------------|-----------------------------------|-----------|-----------|-----------|
| | Case dimensions $d \times l$ (mm) | | | |
| C_R (μ F) | | | | |
| 0.22 | | 5 × 11 | | |
| 0.47 | | 5 × 11 | | |
| 1.0 | | 5 × 11 | | |
| 2.2 | | 5 × 11 | | 5 × 11 |
| 3.3 | | 5 × 11 | 5 × 11 | 5 × 11 |
| 4.7 | 5 × 11 | 5 × 11 | 5 × 11 | 5 × 11 |
| 10 | 5 × 11 | 5 × 11 | 5 × 11 | 6.3 × 11 |
| 22 | 5 × 11 | 5 × 11 | 6.3 × 11 | 8 × 11.5 |
| 33 | 5 × 11 | 6.3 × 11 | 6.3 × 11 | 10 × 12.5 |
| 47 | 6.3 × 11 | 8 × 11.5 | 8 × 11.5 | 10 × 16 |
| 100 | 8 × 11.5 | 8 × 11.5 | 10 × 16 | 12.5 × 20 |
| 150 | 8 × 11.5 | 10 × 12.5 | 10 × 20 | 12.5 × 25 |
| 220 | 10 × 12.5 | 10 × 16 | 10 × 25 | 16 × 25 |
| 330 | 10 × 16 | 10 × 20 | 12.5 × 20 | 16 × 31.5 |
| 470 | 10 × 20 | 12.5 × 20 | 16 × 20 | 18 × 40 |
| 680 | 12.5 × 20 | 12.5 × 25 | 16 × 25 | |
| 1000 | 12.5 × 25 | 16 × 25 | 16 × 35.5 | |
| 1500 | 16 × 25 | 16 × 31.5 | | |
| 2200 | 16 × 31.5 | 18 × 35.5 | | |
| 3300 | 18 × 35.5 | | | |


Overview of available types – B43044

| V_R (V DC) | 160 | 200 | 250 | 350 | 400 | 450 |
|------------------|-----------------------------------|-----------|-----------|-----------|-----------|-----------|
| | Case dimensions $d \times l$ (mm) | | | | | |
| C_R (μ F) | | | | | | |
| 3.3 | | | | | | 10 × 20 |
| 4.7 | | | | | | 12.5 × 20 |
| 10 | | | 10 × 20 | 10 × 20 | 10 × 20 | 12.5 × 25 |
| 22 | 10 × 20 | 10 × 20 | 12.5 × 20 | 12.5 × 20 | 12.5 × 25 | 16 × 25 |
| 33 | 10 × 20 | 12.5 × 20 | 12.5 × 25 | 16 × 20 | 16 × 25 | 16 × 31.5 |
| 47 | 12.5 × 20 | 12.5 × 20 | 12.5 × 25 | 16 × 25 | 16 × 25 | 18 × 31.5 |
| 68 | 12.5 × 20 | 12.5 × 25 | 16 × 25 | 16 × 31.5 | 18 × 31.5 | 18 × 35.5 |
| 100 | 16 × 25 | 16 × 25 | 16 × 31.5 | 18 × 31.5 | 18 × 40 | |
| 150 | 16 × 31.5 | 18 × 25 | 18 × 31.5 | | | |
| 220 | 16 × 31.5 | 18 × 31.5 | 18 × 40 | | | |
| 330 | 18 × 31.5 | | | | | |


B41044
Low impedance & high ripple current – 105 °C
Technical data and ordering codes – B41044

| C_R | Case dimensions | Z_{max} | $I_{AC,R}$ | Ordering code |
|---------|-----------------|-----------|------------|-------------------------|
| 120 Hz | $d \times l$ | 100 kHz | 100 kHz | (composition see below) |
| 20 °C | mm | 20 °C | 105 °C | |
| μF | | Ω | mA | |

 $V_R = 6.3 V DC$

| | | | | |
|-------|-----------|-------|------|-----------------|
| 22 | 5 × 11 | 0.700 | 180 | B41044A2226M*** |
| 33 | 5 × 11 | 0.700 | 180 | B41044A2336M*** |
| 47 | 5 × 11 | 0.650 | 180 | B41044A2476M*** |
| 100 | 5 × 11 | 0.650 | 180 | B41044A2107M*** |
| 150 | 6.3 × 11 | 0.300 | 280 | B41044A2157M*** |
| 220 | 6.3 × 11 | 0.300 | 280 | B41044A2227M*** |
| 330 | 6.3 × 11 | 0.300 | 280 | B41044A2337M*** |
| 470 | 8 × 11.5 | 0.140 | 450 | B41044A2477M*** |
| 680 | 10 × 12.5 | 0.100 | 660 | B41044A2687M*** |
| 1000 | 10 × 12.5 | 0.100 | 660 | B41044A2108M*** |
| 1500 | 10 × 20 | 0.054 | 1100 | B41044A2158M*** |
| 2200 | 12.5 × 20 | 0.050 | 1400 | B41044A2228M*** |
| 3300 | 12.5 × 20 | 0.050 | 1400 | B41044A2338M*** |
| 4700 | 16 × 25 | 0.030 | 2100 | B41044A2478M*** |
| 6800 | 16 × 25 | 0.030 | 2100 | B41044A2688M*** |
| 10000 | 16 × 31.5 | 0.025 | 2600 | B41044A2109M*** |
| 15000 | 16 × 35.5 | 0.022 | 3000 | B41044A2159M*** |

 $V_R = 10 V DC$

| | | | | |
|-----|----------|-------|-----|-----------------|
| 22 | 5 × 11 | 0.700 | 180 | B41044A3226M*** |
| 33 | 5 × 11 | 0.700 | 180 | B41044A3336M*** |
| 47 | 5 × 11 | 0.650 | 180 | B41044A3476M*** |
| 100 | 5 × 11 | 0.650 | 180 | B41044A3107M*** |
| 150 | 6.3 × 11 | 0.300 | 280 | B41044A3157M*** |
| 220 | 6.3 × 11 | 0.300 | 280 | B41044A3227M*** |
| 330 | 8 × 11.5 | 0.140 | 450 | B41044A3337M*** |
| 470 | 8 × 11.5 | 0.140 | 450 | B41044A3477M*** |

Composition of ordering code

*** = Version

000 = for standard leads, bulk

001 = for kinked leads, bulk

002 = for cut leads, bulk

 016 = for taped leads, Ammo pack, lead spacing F = 2.0 mm (for \varnothing 5 mm)

 007 = for taped leads, Ammo pack, lead spacing F = 2.5 mm (for \varnothing 5 ... 6.3 mm)

 006 = for taped leads, Ammo pack, lead spacing F = 3.5 mm (for \varnothing 8 mm)

 008 = for taped leads, Ammo pack, lead spacing F = 5.0 mm (for \varnothing 5 ... 12.5 mm)

 009 = for taped leads, Ammo pack, lead spacing F = 7.5 mm (for $d \times l = 16 \times 20 \dots 16 \times 31.5$ mm and $18 \times 25 \dots 18 \times 31.5$ mm)


Technical data and ordering codes – B41044

| C_R | Case dimensions | Z_{max} | $I_{AC,R}$ | Ordering code |
|---------|-----------------|-----------|------------|-------------------------|
| 120 Hz | $d \times l$ | 100 kHz | 100 kHz | (composition see below) |
| 20 °C | mm | 20 °C | 105 °C | |
| μF | | Ω | mA | |

 $V_R = 10 V DC$

| | | | | |
|-------|-----------|-------|------|-----------------|
| 680 | 10 × 12.5 | 0.100 | 660 | B41044A3687M*** |
| 1000 | 10 × 16 | 0.080 | 850 | B41044A3108M*** |
| 1500 | 10 × 20 | 0.054 | 1100 | B41044A3158M*** |
| 2200 | 12.5 × 20 | 0.050 | 1400 | B41044A3228M*** |
| 3300 | 12.5 × 25 | 0.038 | 1700 | B41044A3338M*** |
| 4700 | 16 × 25 | 0.030 | 2100 | B41044A3478M*** |
| 6800 | 16 × 31.5 | 0.025 | 2600 | B41044A3688M*** |
| 10000 | 16 × 35.5 | 0.022 | 3000 | B41044A3109M*** |

 $V_R = 16 V DC$

| | | | | |
|------|-----------|-------|------|-----------------|
| 10 | 5 × 11 | 0.70 | 180 | B41044A4106M*** |
| 22 | 5 × 11 | 0.70 | 180 | B41044A4226M*** |
| 33 | 5 × 11 | 0.70 | 180 | B41044A4336M*** |
| 47 | 5 × 11 | 0.65 | 180 | B41044A4476M*** |
| 100 | 6.3 × 11 | 0.30 | 280 | B41044A4107M*** |
| 150 | 6.3 × 11 | 0.30 | 280 | B41044A4157M*** |
| 220 | 8 × 11.5 | 0.14 | 450 | B41044A4227M*** |
| 330 | 8 × 11.5 | 0.14 | 450 | B41044A4337M*** |
| 470 | 10 × 12.5 | 0.10 | 660 | B41044A4477M*** |
| 680 | 10 × 16 | 0.080 | 850 | B41044A4687M*** |
| 1000 | 10 × 20 | 0.054 | 1100 | B41044A4108M*** |
| 1500 | 12.5 × 20 | 0.050 | 1400 | B41044A4158M*** |
| 2200 | 12.5 × 25 | 0.038 | 1700 | B41044A4228M*** |
| 3300 | 16 × 25 | 0.030 | 2100 | B41044A4338M*** |
| 4700 | 16 × 31.5 | 0.025 | 2600 | B41044A4478M*** |
| 6800 | 18 × 35.5 | 0.022 | 3000 | B41044A4688M*** |

Composition of ordering code

*** = Version

000 = for standard leads, bulk

001 = for kinked leads, bulk

002 = for cut leads, bulk

 016 = for taped leads, Ammo pack, lead spacing F = 2.0 mm (for \varnothing 5 mm)

 007 = for taped leads, Ammo pack, lead spacing F = 2.5 mm (for \varnothing 5 ... 6.3 mm)

 006 = for taped leads, Ammo pack, lead spacing F = 3.5 mm (for \varnothing 8 mm)

 008 = for taped leads, Ammo pack, lead spacing F = 5.0 mm (for \varnothing 5 ... 12.5 mm)

 009 = for taped leads, Ammo pack, lead spacing F = 7.5 mm (for $d \times l = 16 \times 20 \dots 16 \times 31.5$ mm and $18 \times 25 \dots 18 \times 31.5$ mm)


B41044
Low impedance & high ripple current – 105 °C
Technical data and ordering codes – B41044

| C_R | Case dimensions | Z_{max} | $I_{AC,R}$ | Ordering code (composition see below) |
|---|-----------------|-----------|------------|--|
| 120 Hz | $d \times l$ | 100 kHz | 100 kHz | |
| 20 °C | mm | 20 °C | 105 °C | |
| μF | | Ω | mA | |
| $V_R = 25 \text{ V DC}$ | | | | |
| 4.7 | 5 × 11 | 0.70 | 180 | B41044A5475M*** |
| 10 | 5 × 11 | 0.70 | 180 | B41044A5106M*** |
| 22 | 5 × 11 | 0.70 | 180 | B41044A5226M*** |
| 33 | 5 × 11 | 0.70 | 180 | B41044A5336M*** |
| 47 | 5 × 11 | 0.65 | 180 | B41044A5476M*** |
| 100 | 6.3 × 11 | 0.30 | 280 | B41044A5107M*** |
| 150 | 8 × 11.5 | 0.14 | 450 | B41044A5157M*** |
| 220 | 8 × 11.5 | 0.14 | 450 | B41044A5227M*** |
| 330 | 10 × 12.5 | 0.10 | 660 | B41044A5337M*** |
| 470 | 10 × 16 | 0.080 | 850 | B41044A5477M*** |
| 680 | 10 × 20 | 0.054 | 1100 | B41044A5687M*** |
| 1000 | 12.5 × 20 | 0.050 | 1400 | B41044A5108M*** |
| 1500 | 16 × 20 | 0.030 | 2100 | B41044A5158M*** |
| 2200 | 16 × 25 | 0.030 | 2100 | B41044A5228M*** |
| 3300 | 16 × 31.5 | 0.025 | 2600 | B41044A5338M*** |
| 4700 | 18 × 35.5 | 0.022 | 3000 | B41044A5478M*** |
| $V_R = 35 \text{ V DC}$ | | | | |
| 4.7 | 5 × 11 | 0.70 | 180 | B41044A7475M*** |
| 10 | 5 × 11 | 0.70 | 180 | B41044A7106M*** |
| 22 | 5 × 11 | 0.70 | 180 | B41044A7226M*** |
| 33 | 5 × 11 | 0.65 | 180 | B41044A7336M*** |
| 47 | 6.3 × 11 | 0.30 | 280 | B41044A7476M*** |
| 100 | 8 × 11.5 | 0.14 | 450 | B41044A7107M*** |
| 150 | 8 × 11.5 | 0.14 | 450 | B41044A7157M*** |
| 220 | 10 × 12.5 | 0.10 | 660 | B41044A7227M*** |
| 330 | 10 × 16 | 0.080 | 850 | B41044A7337M*** |

Composition of ordering code

*** = Version

000 = for standard leads, bulk

001 = for kinked leads, bulk

002 = for cut leads, bulk

 016 = for taped leads, Ammo pack, lead spacing F = 2.0 mm (for \varnothing 5 mm)

 007 = for taped leads, Ammo pack, lead spacing F = 2.5 mm (for \varnothing 5 ... 6.3 mm)

 006 = for taped leads, Ammo pack, lead spacing F = 3.5 mm (for \varnothing 8 mm)

 008 = for taped leads, Ammo pack, lead spacing F = 5.0 mm (for \varnothing 5 ... 12.5 mm)

 009 = for taped leads, Ammo pack, lead spacing F = 7.5 mm (for $d \times l = 16 \times 20 \dots 16 \times 31.5$ mm and $18 \times 25 \dots 18 \times 31.5$ mm)


Technical data and ordering codes – B41044

| C_R | Case dimensions | Z_{max} | $I_{AC,R}$ | Ordering code (composition see below) |
|-----------------------------------|-----------------|-----------|------------|--|
| 120 Hz | $d \times l$ | 100 kHz | 100 kHz | |
| 20 °C | mm | 20 °C | 105 °C | |
| μF | | Ω | mA | |
| $V_R = 35 V DC$ | | | | |
| 470 | 10 × 20 | 0.054 | 1100 | B41044A7477M*** |
| 680 | 12.5 × 20 | 0.050 | 1400 | B41044A7687M*** |
| 1000 | 12.5 × 25 | 0.038 | 1700 | B41044A7108M*** |
| 1500 | 16 × 25 | 0.030 | 2100 | B41044A7158M*** |
| 2200 | 16 × 31.5 | 0.025 | 2600 | B41044A7228M*** |
| 3300 | 18 × 35.5 | 0.022 | 3000 | B41044A7338M*** |
| $V_R = 50 V DC$ | | | | |
| 0.22 | 5 × 11 | 8.0 | 18 | B41044A6224M*** |
| 0.47 | 5 × 11 | 5.0 | 25 | B41044A6474M*** |
| 1.0 | 5 × 11 | 3.5 | 40 | B41044A6105M*** |
| 2.2 | 5 × 11 | 3.0 | 55 | B41044A6225M*** |
| 3.3 | 5 × 11 | 2.6 | 65 | B41044A6335M*** |
| 4.7 | 5 × 11 | 2.3 | 90 | B41044A6475M*** |
| 10 | 5 × 11 | 1.4 | 120 | B41044A6106M*** |
| 22 | 5 × 11 | 1.2 | 150 | B41044A6226M*** |
| 33 | 6.3 × 11 | 0.60 | 200 | B41044A6336M*** |
| 47 | 8 × 11.5 | 0.43 | 250 | B41044A6476M*** |
| 100 | 8 × 11.5 | 0.35 | 340 | B41044A6107M*** |
| 150 | 10 × 12.5 | 0.17 | 490 | B41044A6157M*** |
| 220 | 10 × 16 | 0.12 | 650 | B41044A6227M*** |
| 330 | 10 × 20 | 0.10 | 810 | B41044A6337M*** |
| 470 | 12.5 × 20 | 0.085 | 1100 | B41044A6477M*** |
| 680 | 12.5 × 25 | 0.065 | 1200 | B41044A6687M*** |
| 1000 | 16 × 25 | 0.043 | 1600 | B41044A6108M*** |
| 1500 | 16 × 31.5 | 0.038 | 2000 | B41044A6158M*** |
| 2200 | 18 × 35.5 | 0.034 | 2300 | B41044A6228M*** |

Composition of ordering code

*** = Version

000 = for standard leads, bulk

001 = for kinked leads, bulk

002 = for cut leads, bulk

 016 = for taped leads, Ammo pack, lead spacing $F = 2.0$ mm (for $\varnothing 5$ mm)

 007 = for taped leads, Ammo pack, lead spacing $F = 2.5$ mm (for $\varnothing 5 \dots 6.3$ mm)

 006 = for taped leads, Ammo pack, lead spacing $F = 3.5$ mm (for $\varnothing 8$ mm)

 008 = for taped leads, Ammo pack, lead spacing $F = 5.0$ mm (for $\varnothing 5 \dots 12.5$ mm)

 009 = for taped leads, Ammo pack, lead spacing $F = 7.5$ mm (for $d \times l = 16 \times 20 \dots 16 \times 31.5$ mm and $18 \times 25 \dots 18 \times 31.5$ mm)


B41044
Low impedance & high ripple current – 105 °C
Technical data and ordering codes – B41044

| C_R | Case dimensions | Z_{max} | $I_{AC,R}$ | Ordering code |
|--|-----------------|-----------|------------|-------------------------|
| 120 Hz | $d \times l$ | 100 kHz | 100 kHz | (composition see below) |
| 20 °C | mm | 20 °C | 105 °C | |
| μF | | Ω | mA | |
| $V_R = 63 \text{ V DC}$ | | | | |
| 3.3 | 5 × 11 | 2.0 | 64 | B41044A8335M*** |
| 4.7 | 5 × 11 | 2.0 | 76 | B41044A8475M*** |
| 10 | 5 × 11 | 2.0 | 111 | B41044A8106M*** |
| 22 | 6.3 × 11 | 0.60 | 190 | B41044A8226M*** |
| 33 | 6.3 × 11 | 0.60 | 233 | B41044A8336M*** |
| 47 | 8 × 11.5 | 0.50 | 328 | B41044A8476M*** |
| 100 | 10 × 16 | 0.12 | 456 | B41044A8107M*** |
| 150 | 10 × 20 | 0.10 | 610 | B41044A8157M*** |
| 220 | 10 × 25 | 0.090 | 809 | B41044A8227M*** |
| 330 | 12.5 × 20 | 0.085 | 1036 | B41044A8337M*** |
| 470 | 16 × 20 | 0.050 | 1411 | B41044A8477M*** |
| 680 | 16 × 25 | 0.043 | 1843 | B41044A8687M*** |
| 1000 | 16 × 35.5 | 0.025 | 1967 | B41044A8108M*** |
| $V_R = 100 \text{ V DC}$ | | | | |
| 2.2 | 5 × 11 | 2.5 | 52 | B41044A9225M*** |
| 3.3 | 5 × 11 | 2.5 | 64 | B41044A9335M*** |
| 4.7 | 5 × 11 | 2.5 | 76 | B41044A9475M*** |
| 10 | 6.3 × 11 | 1.0 | 128 | B41044A9106M*** |
| 22 | 8 × 11.5 | 0.60 | 224 | B41044A9226M*** |
| 33 | 10 × 12.5 | 0.40 | 319 | B41044A9336M*** |
| 47 | 10 × 16 | 0.30 | 417 | B41044A9476M*** |
| 100 | 12.5 × 20 | 0.15 | 570 | B41044A9107M*** |
| 150 | 12.5 × 25 | 0.12 | 762 | B41044A9157M*** |
| 220 | 16 × 25 | 0.070 | 1048 | B41044A9227M*** |
| 330 | 16 × 31.5 | 0.050 | 1404 | B41044A9337M*** |
| 470 | 18 × 40 | 0.030 | 1980 | B41044A9477M*** |

Composition of ordering code

*** = Version

000 = for standard leads, bulk

001 = for kinked leads, bulk

002 = for cut leads, bulk

 016 = for taped leads, Ammo pack, lead spacing F = 2.0 mm (for \varnothing 5 mm)

 007 = for taped leads, Ammo pack, lead spacing F = 2.5 mm (for \varnothing 5 ... 6.3 mm)

 006 = for taped leads, Ammo pack, lead spacing F = 3.5 mm (for \varnothing 8 mm)

 008 = for taped leads, Ammo pack, lead spacing F = 5.0 mm (for \varnothing 5 ... 12.5 mm)

 009 = for taped leads, Ammo pack, lead spacing F = 7.5 mm (for $d \times l = 16 \times 20 \dots 16 \times 31.5$ mm and $18 \times 25 \dots 18 \times 31.5$ mm)


Technical data and ordering codes – B43044

| C_R | Case dimensions | Z_{max} | $I_{AC,R}$ | Ordering code (composition see below) |
|------------------------------------|-----------------|-----------|------------|--|
| 120 Hz | $d \times l$ | 100 kHz | 100 kHz | |
| 20 °C | mm | 20 °C | 105 °C | |
| μF | | Ω | mA | |
| $V_R = 160$ V DC | | | | |
| 22 | 10 × 20 | 1.3 | 440 | B43044A1226M*** |
| 33 | 10 × 20 | 1.3 | 565 | B43044A1336M*** |
| 47 | 12.5 × 20 | 0.91 | 725 | B43044A1476M*** |
| 68 | 12.5 × 20 | 0.63 | 950 | B43044A1686M*** |
| 100 | 16 × 25 | 0.27 | 1280 | B43044A1107M*** |
| 150 | 16 × 31.5 | 0.22 | 1300 | B43044A1157M*** |
| 220 | 16 × 31.5 | 0.22 | 1300 | B43044A1227M*** |
| 330 | 18 × 31.5 | 0.22 | 1700 | B43044A1337M*** |
| $V_R = 200$ V DC | | | | |
| 22 | 10 × 20 | 1.5 | 440 | B43044A2226M*** |
| 33 | 12.5 × 20 | 0.91 | 590 | B43044A2336M*** |
| 47 | 12.5 × 20 | 0.91 | 780 | B43044A2476M*** |
| 68 | 12.5 × 25 | 0.63 | 950 | B43044A2686M*** |
| 100 | 16 × 25 | 0.27 | 1280 | B43044A2107M*** |
| 150 | 18 × 25 | 0.27 | 1500 | B43044A2157M*** |
| 220 | 18 × 31.5 | 0.22 | 1700 | B43044A2227M*** |
| $V_R = 250$ V DC | | | | |
| 10 | 10 × 20 | 3.5 | 300 | B43044F2106M*** |
| 22 | 12.5 × 20 | 2.3 | 480 | B43044F2226M*** |
| 33 | 12.5 × 25 | 1.7 | 630 | B43044F2336M*** |
| 47 | 12.5 × 25 | 1.7 | 630 | B43044F2476M*** |
| 68 | 16 × 25 | 0.78 | 1000 | B43044F2686M*** |
| 100 | 16 × 31.5 | 0.63 | 1400 | B43044F2107M*** |
| 150 | 18 × 31.5 | 0.42 | 1450 | B43044F2157M*** |
| 220 | 18 × 40 | 0.35 | 1485 | B43044F2227M*** |

Composition of ordering code

*** = Version

000 = for standard leads, bulk

001 = for kinked leads, bulk

002 = for cut leads, bulk

 016 = for taped leads, Ammo pack, lead spacing $F = 2.0$ mm (for $\varnothing 5$ mm)

 007 = for taped leads, Ammo pack, lead spacing $F = 2.5$ mm (for $\varnothing 5 \dots 6.3$ mm)

 006 = for taped leads, Ammo pack, lead spacing $F = 3.5$ mm (for $\varnothing 8$ mm)

 008 = for taped leads, Ammo pack, lead spacing $F = 5.0$ mm (for $\varnothing 5 \dots 12.5$ mm)

 009 = for taped leads, Ammo pack, lead spacing $F = 7.5$ mm (for $d \times l = 16 \times 20 \dots 16 \times 31.5$ mm and $18 \times 25 \dots 18 \times 31.5$ mm)


B43044
Low impedance & high ripple current – 105 °C
Technical data and ordering codes – B43044

| C_R | Case dimensions | Z_{max} | $I_{AC,R}$ | Ordering code (composition see below) |
|------------------------------------|-----------------|-----------|------------|--|
| 120 Hz | $d \times l$ | 100 kHz | 100 kHz | |
| 20 °C | mm | 20 °C | 105 °C | |
| μF | | Ω | mA | |
| $V_R = 350 V DC$ | | | | |
| 10 | 10 × 20 | 2.9 | 180 | B43044A4106M*** |
| 22 | 12.5 × 20 | 2.1 | 270 | B43044A4226M*** |
| 33 | 16 × 20 | 0.91 | 600 | B43044A4336M*** |
| 47 | 16 × 25 | 0.73 | 700 | B43044A4476M*** |
| 68 | 16 × 31.5 | 0.49 | 1100 | B43044A4686M*** |
| 100 | 18 × 31.5 | 0.40 | 1170 | B43044A4107M*** |
| $V_R = 400 V DC$ | | | | |
| 10 | 10 × 20 | 2.9 | 180 | B43044A9106M*** |
| 22 | 12.5 × 25 | 1.3 | 300 | B43044A9226M*** |
| 33 | 16 × 25 | 0.91 | 600 | B43044A9336M*** |
| 47 | 16 × 25 | 0.73 | 700 | B43044A9476M*** |
| 68 | 18 × 31.5 | 0.49 | 1100 | B43044A9686M*** |
| 100 | 18 × 40 | 0.34 | 1250 | B43044A9107M*** |
| $V_R = 450 V DC$ | | | | |
| 3.3 | 10 × 20 | 6.5 | 150 | B43044A5335M*** |
| 4.7 | 12.5 × 20 | 3.6 | 200 | B43044A5475M*** |
| 10 | 12.5 × 25 | 2.5 | 315 | B43044A5106M*** |
| 22 | 16 × 25 | 1.7 | 570 | B43044A5226M*** |
| 33 | 16 × 31.5 | 1.1 | 620 | B43044A5336M*** |
| 47 | 18 × 31.5 | 0.93 | 900 | B43044A5476M*** |
| 68 | 18 × 35.5 | 0.71 | 980 | B43044A5686M*** |

Composition of ordering code

*** = Version

000 = for standard leads, bulk

001 = for kinked leads, bulk

002 = for cut leads, bulk

 016 = for taped leads, Ammo pack, lead spacing $F = 2.0$ mm (for $\varnothing 5$ mm)

 007 = for taped leads, Ammo pack, lead spacing $F = 2.5$ mm (for $\varnothing 5 \dots 6.3$ mm)

 006 = for taped leads, Ammo pack, lead spacing $F = 3.5$ mm (for $\varnothing 8$ mm)

 008 = for taped leads, Ammo pack, lead spacing $F = 5.0$ mm (for $\varnothing 5 \dots 12.5$ mm)

 009 = for taped leads, Ammo pack, lead spacing $F = 7.5$ mm (for $d \times l = 16 \times 20 \dots 16 \times 31.5$ mm and $18 \times 25 \dots 18 \times 31.5$ mm)

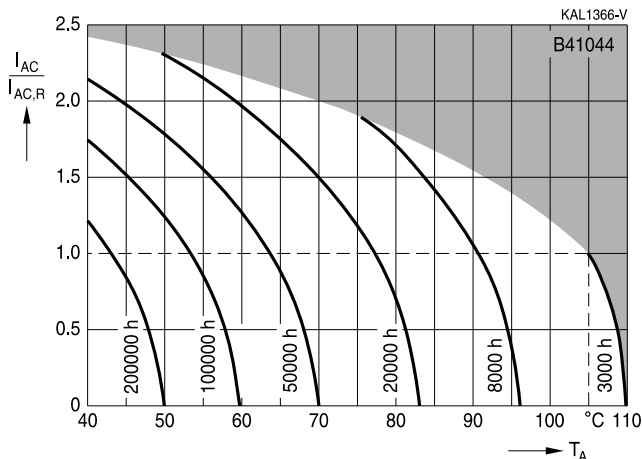

Useful life

 depending on ambient temperature T_A under ripple current operating conditions¹⁾
 $V_R \leq 100$ V DC

 $d = 5 \dots 6.3$ mm

Useful life

 depending on ambient temperature T_A under ripple current operating conditions¹⁾
 $V_R \leq 100$ V DC

 $d = 8$ mm


1) Refer to chapter "General technical information, 5.3 Calculation of useful life" for an explanation on how to interpret the useful life graphs.



B41044, B43044

Low impedance & high ripple current – 105 °C

Useful life

depending on ambient temperature T_A under ripple current operating conditions²⁾

$V_R \leq 100$ V DC

$d \geq 10$ mm



Useful life

depending on ambient temperature T_A under ripple current operating conditions²⁾

$V_R > 100$ V DC



2) Refer to chapter "General technical information, 5.3 Calculation of useful life" for an explanation on how to interpret the useful life graphs.



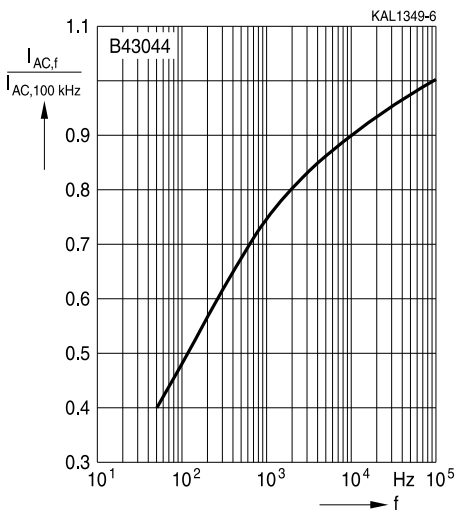
Frequency factor of permissible ripple current I_{AC} versus frequency f

B41044



Frequency factor of permissible ripple current I_{AC} versus frequency f

B43044





B41044, B43044

Low impedance & high ripple current – 105 °C

Taping, packing and lead configurations

Taping

Single-ended capacitors are available taped in Ammo pack from diameter 4 to 18 mm as follows:

Lead spacing $F = 2.0$ mm ($\varnothing d = 4 \dots 5$ mm)

Lead spacing $F = 2.5$ mm ($\varnothing d = 4 \dots 6.3$ mm)

Lead spacing $F = 3.5$ mm ($\varnothing d = 8$ mm)

Lead spacing $F = 5.0$ mm ($\varnothing d = 4 \dots 12.5$ mm)

Lead spacing $F = 7.5$ mm ($\varnothing d = 16 \dots 18$ mm).

Lead spacing 2.0 mm ($\varnothing d = 4 \dots 5$ mm)

Last 3 digits of ordering code: 016



Dimensions in mm

| $\varnothing d$ | F | H | W | W_0 | W_1 | W_2 | P | P_0 | P_1 | l_1 | t | Δh | D_0 |
|-----------------|--------------|-------|------|-------|-------|-------|------|-------|-------|-------|------|------------|-------|
| 4 ... 5 | 2.0 | 18.5 | 18.0 | 7.0 | 9.0 | 3.0 | 12.7 | 12.7 | 5.10 | 1.0 | 0.7 | 1 | 4.0 |
| | +0.8 -0.2 | ±0.75 | ±0.5 | min. | ±0.5 | max. | ±1.0 | ±0.3 | ±0.7 | max. | ±0.2 | ±1.0 | ±0.2 |


Lead spacing 2.5 mm ($\varnothing d = 4 \dots 6.3$ mm)

Last 3 digits of ordering code: 007


Dimensions in mm

| $\varnothing d$ | F | H | W | W_0 | W_1 | W_2 | H_0 | P | P_0 | P_1 | l_1 | t | Δh | D_0 |
|-----------------|--------------|------------|-----------|-------|-----------|-------|-----------|-----------|-----------|-----------|-------|-----------|------------|-----------|
| 4 ... 6.3 | 2.5 | 18.5 | 18.0 | 5.5 | 9.0 | 1.5 | 16.0 | 12.7 | 12.7 | 5.1 | 1.0 | 0.7 | 1.0 | 4.0 |
| Tolerance | +0.8 -0.2 | ± 0.75 | ± 0.5 | min. | ± 0.5 | max. | ± 0.5 | ± 1.0 | ± 0.2 | ± 0.5 | max. | ± 0.2 | max. | ± 0.2 |

Lead spacing 3.5 mm ($\varnothing d = 8$ mm)

Last 3 digits of ordering code: 006


Dimensions in mm

| $\varnothing d$ | F | H | W | W_0 | W_1 | W_2 | P | P_0 | P_1 | l_1 | t | Δh | D_0 |
|-----------------|--------------|-----------|-----------|-------|-----------|-------|-----------|-----------|-----------|-------|-----------|------------|-----------|
| 8 | 3.5 | 18.5 | 18.0 | 10 | 9.0 | 3.0 | 12.7 | 12.7 | 4.6 | 1.0 | 0.7 | 1.0 | 4.0 |
| Tolerance | +0.8 -0.2 | ± 1.0 | ± 0.5 | min. | ± 0.5 | max. | ± 1.0 | ± 0.3 | ± 0.6 | max. | ± 0.2 | max. | ± 0.2 |

Leads can also run straight through the taping area. Taping is available up to dimensions $d \times l = 8 \times 15$ mm.

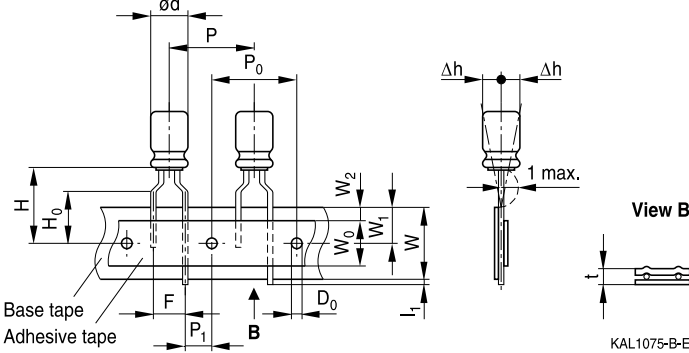


B41044, B43044

Low impedance & high ripple current – 105 °C

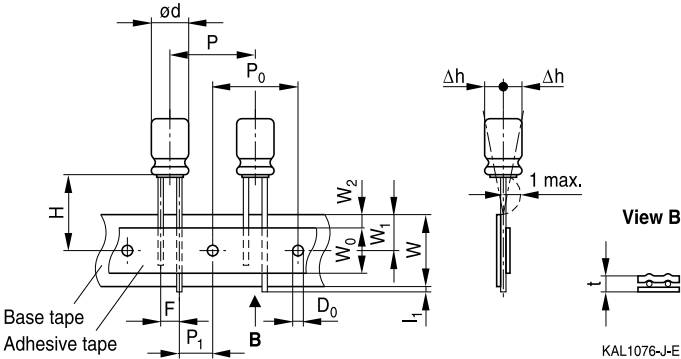
Lead spacing 5.0 mm (∅ d = 4 ... 8 mm)

Last 3 digits of ordering code: 008



Lead spacing 5.0 mm (∅ d = 10 ... 12.5 mm)

Last 3 digits of ordering code: 008



Dimensions in mm

| ∅ d | F | H | W | W ₀ | W ₁ | W ₂ | H ₀ | P | P ₀ | P ₁ | l ₁ | t | Δh | D ₀ |
|-----------|--------------|-------|------|----------------|----------------|----------------|----------------|------|----------------|----------------|----------------|--------------|------|----------------|
| 4 ... 6.3 | 5.0 | 18.5 | 18.0 | 5.5 | 9.0 | 1.5 | 16.0 | 12.7 | 12.7 | 3.85 | 1.0 | 0.6 | 1.0 | 4.0 |
| 8 | 5.0 | 20.0 | 18.0 | 10.0 | 9.0 | 1.5 | 16.0 | 12.7 | 12.7 | 3.85 | 1.0 | 0.6 | 1.0 | 4.0 |
| | | 19.0 | | 12.5 | | | 12.7 | 3.85 | | | | | | |
| 10 | 5.0 | 19.0 | 18.0 | 12.5 | 9.0 | 1.5 | – | 12.7 | 12.7 | 3.85 | 1.0 | 0.6 | 1.0 | 4.0 |
| 12.5 | 19.0 | 12.5 | | – | | | 15.0 | 15.0 | 5.0 | | | | | |
| Tolerance | +0.8 –0.2 | ±0.75 | ±0.5 | min. | ±0.5 | max. | ±0.5 | ±1.0 | ±0.2 | ±0.5 | max. | +0.3 –0.2 | max. | ±0.2 |

Taping is available up to dimensions d × l = 10 × 31.5 mm and 12.5 × 25 mm.

Taping is not available for d × l = 8 × 20 mm.


Lead spacing 7.5 mm (∅ d = 16 ...18 mm)

Last 3 digits of ordering code: 009


Dimensions in mm

| ∅ d | F | H | W | W ₀ | W ₁ | W ₂ | P | P ₀ | P ₁ | I ₁ | t | ΔP | Δh | D ₀ |
|-----------|------|---------------|------|----------------|----------------|----------------|------|----------------|----------------|----------------|------|------|------|----------------|
| 16 | 7.5 | 18.5 | 18.0 | 12.5 | 9.0 | 1.5 | 30.0 | 15.0 | 3.75 | 1.0 | 0.7 | 0 | 0 | 4.0 |
| 18 | | | | | | | | | | | | | | |
| Tolerance | ±0.8 | -0.5 +0.75 | ±0.5 | min. | ±0.5 | max. | ±1.0 | ±0.2 | ±0.5 | max. | ±0.2 | ±1.0 | ±1.0 | ±0.2 |

Taping is available up to dimensions d × l = 16 × 31.5 mm and 18 × 31.5 mm.

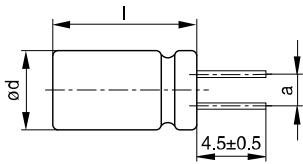

B41044, B43044
Low impedance & high ripple current – 105 °C
Cut or kinked leads

Single-ended capacitors are available with cut or kinked leads. Other lead configurations also available upon request.

Cut leads (Chapter A)

Available for series B41002, B41022, B41044, B41827, B41828, B43044, B43082, B43086, B43088, B43827, B43828.

Last 3 digits of ordering code: 002



KAL1086-R

| Case size d x l (mm) | Dimensions (mm) a ±0.5 |
|----------------------|---------------------------|
| 4 x 7 | 1.5 |
| 5 x 7 | 2.0 |
| 5 x 11 | 2.0 |
| 6.3 x 7 | 2.5 |
| 6.3 x 11 | 2.5 |
| 8 x 7 | 3.5 |
| 8 x 11.5 | 3.5 |
| 8 x 15 | 3.5 |
| 8 x 20 | 3.5 |
| 10 x 12.5 | 5.0 |
| 10 x 16 | 5.0 |
| 10 x 20 | 5.0 |
| 10 x 25 | 5.0 |
| 10 x 31.5 | 5.0 |

| Case size d x l (mm) | Dimensions (mm) a ±0.5 |
|----------------------|---------------------------|
| 12.5 x 16 | 5.0 |
| 12.5 x 20 | 5.0 |
| 12.5 x 25 | 5.0 |
| 12.5 x 31.5 | 5.0 |
| 12.5 x 35.5 | 5.0 |
| 12.5 x 40 | 5.0 |
| 16 x 20 | 7.5 |
| 16 x 25 | 7.5 |
| 16 x 31.5 | 7.5 |
| 16 x 35.5 | 7.5 |
| 16 x 40 | 7.5 |
| 18 x 20 | 7.5 |
| 18 x 25 | 7.5 |
| 18 x 31.5 | 7.5 |
| 18 x 35.5 | 7.5 |
| 18 x 40 | 7.5 |


Cut leads (Chapter B)

Available for series B41858, B41859, B41863, B41866, B41868, B41888, B41890, B41896, B42824, B42851, B43866, B43867, B43890, B43896.

Last 3 digits of ordering code: 002

With stand-off rubber seal

With flat rubber seal


| Case size d × l (mm) | Dimensions (mm) a ±0.5 |
|-------------------------|---------------------------|
| 10 × 12.5 | 5.0 |
| 10 × 16 | 5.0 |
| 10 × 20 | 5.0 |
| 12.5 × 20 | 5.0 |
| 12.5 × 25 | 5.0 |
| 16 × 20 | 7.5 |
| 16 × 25 | 7.5 |
| 16 × 31.5 | 7.5 |
| 16 × 35.5 | 7.5 |
| 18 × 20 | 7.5 |
| 18 × 25 | 7.5 |
| 18 × 31.5 | 7.5 |
| 18 × 35 | 7.5 |
| 18 × 40 | 7.5 |



B41044, B43044

Low impedance & high ripple current – 105 °C

Kinked leads (Chapter A)

Available for series B41002, B41022, B41044, B41827, B41828, B43044, B43082, B43086, B43088, B43827, B43828.

Last 3 digits of ordering code: 001



KAL1137-5



KAL1084-A

| Case size d x l (mm) | Dimensions (mm) a ±0.5 |
|----------------------|---------------------------|
| 4 x 7 | 1.5 |
| 5 x 7 | 2.0 |
| 5 x 11 | 2.0 |
| 6.3 x 7 | 2.5 |
| 6.3 x 11 | 2.5 |
| 8 x 7 | 3.5 |
| 8 x 11.5 | 3.5 |
| 8 x 15 | 3.5 |
| 8 x 20 | 3.5 |
| 10 x 12.5 | 5.0 |
| 10 x 16 | 5.0 |
| 10 x 20 | 5.0 |
| 10 x 25 | 5.0 |
| 10 x 31.5 | 5.0 |

| Case size d x l (mm) | Dimensions (mm) a ±0.5 |
|----------------------|---------------------------|
| 12.5 x 16 | 5.0 |
| 12.5 x 20 | 5.0 |
| 12.5 x 25 | 5.0 |
| 12.5 x 31.5 | 5.0 |
| 12.5 x 35.5 | 5.0 |
| 12.5 x 40 | 5.0 |
| 16 x 20 | 7.5 |
| 16 x 25 | 7.5 |
| 16 x 31.5 | 7.5 |
| 16 x 35.5 | 7.5 |
| 16 x 40 | 7.5 |
| 18 x 20 | 7.5 |
| 18 x 25 | 7.5 |
| 18 x 31.5 | 7.5 |
| 18 x 35.5 | 7.5 |
| 18 x 40 | 7.5 |



Kinked leads (Chapter B)

Available for series B41858, B41859, B41863, B41866, B41868, B41888, B41890, B41896, B42824, B42851, B43866, B43867, B43890, B43896.

Last 3 digits of ordering code: 001

With stand-off rubber seal



KAL1081-K



KAL1083-2

With flat rubber seal



KAL1082-T



KAL1084-A

| Case size d × l (mm) | Dimensions (mm) a ±0.5 |
|-------------------------|---------------------------|
| 10 × 20 | 5.0 |
| 12.5 × 20 | 5.0 |
| 12.5 × 25 | 5.0 |
| 16 × 20 | 7.5 |
| 16 × 25 | 7.5 |
| 16 × 31.5 | 7.5 |
| 16 × 35.5 | 7.5 |
| 18 × 20 | 7.5 |
| 18 × 25 | 7.5 |
| 18 × 31.5 | 7.5 |
| 18 × 35 | 7.5 |
| 18 × 40 | 7.5 |



B41044, B43044

Low impedance & high ripple current – 105 °C

PAPR leads (Protection Against Polarity Reversal)

These lead configurations ensure correct placement of the capacitor on the PCB with regard to polarity. PAPR leads are available for diameters from 10 mm up to 18 mm.

There are three configurations available: Crimped leads, J leads, bent 90° leads

Available for series B41858, B41859, B41863, B41866, B41868, B41888, B41890, B41896, B42824, B42851, B43866, B43867, B43890, B43896.

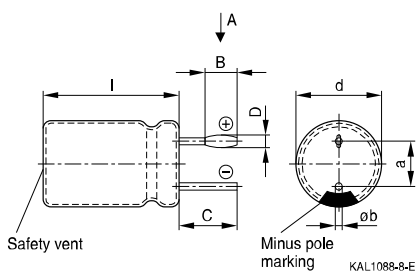
Crimped leads

Last 3 digits of ordering code: 003

With stand-off rubber seal



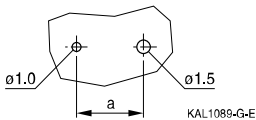
With flat rubber seal



Suggestion for PCB hole diameter



Suggestion for PCB hole diameter, wire ø0,8 mm



Suggestion for PCB hole diameter, wire ø1.0 mm



| Case size d × l (mm) | Dimensions (mm) | | | | | |
|-------------------------|-----------------|--------|--------|--------|--------|-----------|
| | B ±0.2 | C ±0.5 | D ±0.1 | E ±0.1 | a ±0.5 | Øb |
| 16 × 20 | 1.5 | 3.0 | 1.3 | 0.3 | 7.5 | 0.8 ±0.05 |
| 16 × 25 | 1.5 | 3.0 | 1.3 | 0.3 | 7.5 | 0.8 ±0.05 |
| 16 × 31.5 | 1.5 | 3.0 | 1.3 | 0.3 | 7.5 | 0.8 ±0.05 |
| 16 × 35.5 | 1.5 | 3.0 | 1.3 | 0.3 | 7.5 | 0.8 ±0.05 |
| 18 × 20 | 1.5 | 3.0 | 1.3 | 0.3 | 7.5 | 0.8 ±0.1 |
| 18 × 25 | 1.5 | 3.0 | 1.3 | 0.3 | 7.5 | 0.8 ±0.1 |
| 18 × 31.5 | 1.5 | 3.0 | 1.3 | 0.3 | 7.5 | 0.8 ±0.1 |
| 18 × 35 | 1.5 | 3.0 | 1.3 | 0.3 | 7.5 | 0.8 ±0.1 |
| 18 × 40 | 1.5 | 3.0 | 1.3 | 0.3 | 7.5 | 0.8 ±0.1 |


J leads

Last 3 digits of ordering code: 004


Suggestion for PCB hole diameter

 Suggestion for PCB hole diameter,
wire $\varnothing 0.6$ mm

 Suggestion for PCB hole diameter,
wire $\varnothing 0.8$ mm


| Case size $d \times l$ (mm) | Dimensions (mm) | | | | |
|--------------------------------|-----------------|-------------|-------------|-------------|-----------------|
| | $C \pm 0.5$ | $E \pm 0.5$ | $J \pm 0.2$ | $a \pm 0.5$ | $\varnothing b$ |
| 10 × 12.5 | 3.2 | 0.7 | 1.2 | 5.0 | 0.6 ± 0.05 |
| 10 × 16 | 3.2 | 0.7 | 1.2 | 5.0 | 0.6 ± 0.05 |
| 10 × 20 | 3.2 | 0.7 | 1.2 | 5.0 | 0.6 ± 0.05 |
| 12.5 × 20 | 3.2 | 0.7 | 1.2 | 5.0 | 0.6 ± 0.05 |
| 12.5 × 25 | 3.2 | 0.7 | 1.2 | 5.0 | 0.6 ± 0.05 |
| 16 × 20 | 3.5 | 0.7 | 1.6 | 7.5 | 0.8 ± 0.05 |
| 16 × 25 | 3.5 | 0.7 | 1.6 | 7.5 | 0.8 ± 0.05 |
| 16 × 31.5 | 3.5 | 0.7 | 1.6 | 7.5 | 0.8 ± 0.05 |
| 16 × 35.5 | 3.5 | 0.7 | 1.6 | 7.5 | 0.8 ± 0.05 |
| 18 × 20 | 3.5 | 0.7 | 1.6 | 7.5 | 0.8 ± 0.1 |
| 18 × 25 | 3.5 | 0.7 | 1.6 | 7.5 | 0.8 ± 0.1 |
| 18 × 31.5 | 3.5 | 0.7 | 1.6 | 7.5 | 0.8 ± 0.1 |
| 18 × 35 | 3.5 | 0.7 | 1.6 | 7.5 | 0.8 ± 0.1 |



B41044, B43044

Low impedance & high ripple current – 105 °C

Bent 90° leads for horizontal mounting pinning

Last 3 digits of ordering code: 012



| Case size d × l (mm) | Dimensions (mm) | | | | |
|-------------------------|-----------------|--------|--------|--------|-----------|
| | C ±0.5 | E ±0.5 | F ±0.5 | a ±0.5 | Øb |
| 16 × 20 | 4.0 | 4.0 | 12.0 | 7.5 | 0.8 ±0.05 |
| 16 × 25 | 4.0 | 4.0 | 12.0 | 7.5 | 0.8 ±0.05 |
| 16 × 31.5 | 4.0 | 4.0 | 12.0 | 7.5 | 0.8 ±0.05 |
| 16 × 35.5 | 4.0 | 4.0 | 12.0 | 7.5 | 0.8 ±0.05 |
| 18 × 20 | 4.0 | 4.0 | 13.0 | 7.5 | 0.8 ±0.1 |
| 18 × 25 | 4.0 | 4.0 | 13.0 | 7.5 | 0.8 ±0.1 |
| 18 × 31.5 | 4.0 | 4.0 | 13.0 | 7.5 | 0.8 ±0.1 |
| 18 × 35 | 4.0 | 4.0 | 13.0 | 7.5 | 0.8 ±0.1 |
| 18 × 40 | 4.0 | 4.0 | 13.0 | 7.5 | 0.8 ±0.1 |

Bent leads for diameter 12.5 mm available upon request.



Packing units and box dimensions

Ammo pack

Valid for series B41002, B41022, B41044, B41827, B41828, B43044, B43082, B43086, B43088, B43827, B43828.



| Case size d × l mm | Dimensions (mm) | | | Packing units pcs. |
|--------------------------|------------------|------------------|------------------|--------------------------|
| | A _{max} | B _{max} | C _{max} | |
| 4 × 7 | 330 | 50 | 196 | 2000 |
| 5 × 7 | 330 | 50 | 226 | 2000 |
| 5 × 11 | 330 | 50 | 226 | 2000 |
| 6.3 × 7 | 330 | 50 | 286 | 2000 |
| 6.3 × 11 | 330 | 50 | 286 | 2000 |
| 8 × 7 | 330 | 50 | 246 | 1000 |
| 8 × 11.5 | 330 | 50 | 246 | 1000 |
| 8 × 15 | 330 | 50 | 246 | 500 |
| 10 × 12.5 | 330 | 50 | 196 | 500 |
| 10 × 16 | 330 | 54 | 196 | 500 |
| 10 × 20 | 330 | 58 | 196 | 500 |
| 12.5 × 20 | 341 | 60 | 272 | 500 |
| 12.5 × 25 | 341 | 65 | 272 | 500 |
| 16 × 25 | 320 | 65 | 270 | 300 |
| 16 × 31.5 | 315 | 65 | 275 | 300 |
| 18 × 20 | 315 | 65 | 275 | 250 |
| 18 × 25 | 315 | 65 | 275 | 250 |
| 18 × 31.5 | 315 | 65 | 275 | 250 |



B41044, B43044

Low impedance & high ripple current – 105 °C

Ammo pack

Valid for series B41858, B41859, B41863, B41866, B41868, B41888, B41890, B41896, B42824, B42851, B43866, B43867, B43890, B43896.



| Case size d × l mm | Dimensions (mm) | | | Packing units pcs. |
|--------------------------|------------------|------------------|------------------|--------------------------|
| | A _{max} | B _{max} | C _{max} | |
| 8 × 11.5 | 345 | 55 | 240 | 1000 |
| 10 × 12.5 | 345 | 55 | 280 | 750 |
| 10 × 16 | 345 | 60 | 200 | 500 |
| 10 × 20 | 345 | 60 | 200 | 500 |
| 12.5 × 20 | 345 | 65 | 280 | 500 |
| 12.5 × 25 | 345 | 65 | 280 | 500 |
| 16 × 20 | 315 | 65 | 275 | 300 |
| 16 × 25 | 315 | 65 | 275 | 300 |
| 16 × 31.5 | 315 | 65 | 275 | 300 |
| 18 × 20 | 315 | 65 | 275 | 250 |
| 18 × 25 | 315 | 65 | 275 | 250 |
| 18 × 31.5 | 315 | 65 | 275 | 250 |


Overview of packing units and code numbers for case sizes 4 x 7 ... 16 x 40

Valid for series B41002, B41022, B41044, B41827, B41828, B43044, B43082, B43086, B43088, B43827, B43828.

| Case size d x l mm | Standard, bulk pcs. | Taped, Ammo pack pcs. | Kinked leads, bulk pcs. | Cut leads, bulk pcs. | | |
|---|---------------------------|-----------------------------|-------------------------------|----------------------------|------------|------------|
| 4 x 7 | 10000 | 2000 | 15000 | 15000 | | |
| 5 x 7 | 7500 | 2000 | 10000 | 10000 | | |
| 5 x 11 | 5000 | 2000 | 10000 | 10000 | | |
| 6.3 x 7 | 5000 | 2000 | 10000 | 10000 | | |
| 6.3 x 11 | 5000 | 2000 | 5000 | 5000 | | |
| 8 x 7 | 5000 | 1000 | 5000 | 5000 | | |
| 8 x 11.5 | 2500 | 1000 | 4000 | 4000 | | |
| 8 x 15 | 2000 | 1000 | 2500 | 2500 | | |
| 8 x 20 | 1500 | – | 2000 | 2000 | | |
| 10 x 12.5 | 2000 | 500 | 2500 | 2500 | | |
| 10 x 16 | 1500 | 500 | 2000 | 2000 | | |
| 10 x 20 | 1000 | 500 | 1500 | 1500 | | |
| 10 x 25 | 1000 | 500 | 1250 | 1250 | | |
| 12.5 x 16 | 750 | 500 | 1000 | 1000 | | |
| 12.5 x 20 | 750 | 500 | 500 | 500 | | |
| 12.5 x 25 | 750 | 500 | 500 | 500 | | |
| 12.5 x 31.5 | 500 | – | 750 | 750 | | |
| 12.5 x 35.5 | 500 | – | 750 | 750 | | |
| 12.5 x 40 | 500 | – | 750 | 750 | | |
| 16 x 20 | 375 | 300 | 500 | 500 | | |
| 16 x 25 | 375 | 300 | 500 | 500 | | |
| 16 x 31.5 | 250 | 300 | 375 | 375 | | |
| 16 x 35.5 | 250 | – | 375 | 375 | | |
| 16 x 40 | 250 | – | 375 | 375 | | |
| The last three digits of the complete ordering code state the lead configuration | 000 | Code | F (mm) | d (mm) | 001 | 002 |
| | | 006 | 3.5 | 8 | | |
| | | 007 | 2.5 | 4 ... 6.3 | | |
| | | 008 | 5.0 | 4 ... 12.5 | | |
| | | 009 | 7.5 | 16 ... 18 | | |
| | | 016 | 2.0 | 4 ... 5 | | |


B41044, B43044
Low impedance & high ripple current – 105 °C
Overview of packing units and code numbers for case sizes 18 x 20 ... 18 x 40

Valid for series B41002, B41022, B41044, B41827, B41828, B43044, B43082, B43086, B43088, B43827, B43828.

| Case size d x l mm | Standard, bulk pcs. | Taped, Ammo pack pcs. | | | Kinked leads, bulk pcs. | Cut leads, bulk pcs. |
|---|---------------------------|-----------------------------|--------|-----------|-------------------------------|----------------------------|
| 18 x 20 | 250 | 250 | | | 100 | 100 |
| 18 x 25 | 250 | 250 | | | 100 | 100 |
| 18 x 31.5 | 250 | 250 | | | 100 | 100 |
| 18 x 35.5 | 250 | – | | | 100 | 100 |
| 18 x 40 | 250 | – | | | 100 | 100 |
| The last three digits of the complete ordering code state the lead configuration | 000 | Code | F (mm) | d (mm) | 001 | 002 |
| | | 009 | 7.5 | 16 ... 18 | | |


Overview of packing units and code numbers for case sizes 8 × 11.5 ... 16 × 35.5

Valid for series B41858, B41859, B41863, B41866, B41868, B41888, B41890, B41896, B42824, B42851, B43866, B43867, B43890, B43896.

| | | | | | PAPR | | | | |
|---|------------------------|---------------------|--------|----------|--------------------------|-----------------------|------------------------------|---------------------|-------------------------------|
| Case size d × l | Stan- dard, bulk | Taped, Ammo pack | | | Kinked leads, bulk | Cut leads, bulk | Crimped leads, blister | J leads, blister | Bent 90° leads, blister |
| mm | pcs. | pcs. | | pcs. | pcs. | pcs. | pcs. | pcs. | |
| 8 × 11.5 | 1000 | 1000 | | – | – | – | – | | |
| 10 × 12.5 | 1000 | 750 | | – | 1000 | – | 675 | | |
| 10 × 16 | 1000 | 500 | | – | 1000 | – | 675 | | |
| 10 × 20 | 500 | 500 | | 500 | 500 | – | 500 | | |
| 12.5 × 20 | 350 | 500 | | 350 | 350 | – | 300 | 1) | |
| 12.5 × 25 | 250 | 500 | | 500 | 500 | – | 225 | 1) | |
| 12.5 × 30 | 200 | – | | – | – | – | – | | |
| 12.5 × 35 | 175 | – | | – | – | – | – | | |
| 12.5 × 40 | 175 | – | | – | – | – | – | | |
| 16 × 20 | 250 | 300 | | 200 | 200 | 200 | 200 | 120 | |
| 16 × 25 | 250 | 300 | | 200 | 200 | 200 | 200 | 120 | |
| 16 × 31.5 | 200 | 300 | | 250 | 250 | 344 | 344 | 120 | |
| 16 × 35.5 | 100 | – | | 100 | 100 | 150 | 150 | 150 | |
| The last three digits of the complete ordering code state the lead configuration | 000 | Code | F (mm) | d (mm) | 001 | 002 | 003 | 004 | 012 |
| | | 006 | 3.5 | 8 | | | | | |
| | | 008 | 5 | 5...12.5 | | | | | |
| | | 009 | 7.5 | 16...18 | | | | | |

1) Available upon request



B41044, B43044

Low impedance & high ripple current – 105 °C

Overview of packing units and code numbers for case sizes 18 × 20 ... 18 × 40

Valid for series B41858, B41859, B41863, B41866, B41868, B41888, B41890, B41896, B42824, B42851, B43866, B43867, B43890, B43896.

| Case size d × l mm | Standard, bulk pcs. | Taped, Ammo pack | | | Kinked leads, bulk pcs. | Cut leads, bulk pcs. | PAPR | | |
|---|---------------------------|---------------------|--------|---------|----------------------------------|-------------------------------|--------------------------------------|-----------------------------|---------------------------------------|
| | | pcs. | F (mm) | d (mm) | | | Crimped leads, blister pcs. | J leads, blister pcs. | Bent 90° leads, blister pcs. |
| 18 × 20 | 175 | 250 | | | 175 | 175 | 200 | 200 | 120 |
| 18 × 25 | 150 | 250 | | | 150 | 150 | 200 | 200 | 120 |
| 18 × 31.5 | 100 | 250 | | | 100 | 100 | 150 | 150 | 120 |
| 18 × 35 | 100 | – | | | 100 | 100 | 150 | 150 | 150 |
| 18 × 40 | 125 | – | | | 100 | 100 | 120 | – | 72 |
| The last three digits of the complete ordering code state the lead configuration | 000 | Code | F (mm) | d (mm) | 001 | 002 | 003 | 004 | 012 |
| | | 009 | 7.5 | 16...18 | | | | | |



Cautions and warnings

Personal safety

The electrolytes used by EPCOS have not only been optimized with a view to the intended application, but also with regard to health and environmental compatibility. They do not contain any solvents that are detrimental to health, e.g. dimethyl formamide (DMF) or dimethyl acetamide (DMAC).

Furthermore, part of the high-voltage electrolytes used by EPCOS are self-extinguishing. They contain flame-retarding substances which will quickly extinguish any flame that may have been ignited.

As far as possible, EPCOS does not use any dangerous chemicals or compounds to produce operating electrolytes. However, in exceptional cases, such materials must be used in order to achieve specific physical and electrical properties because no safe substitute materials are currently known. However, the amount of dangerous materials used in our products has been limited to an absolute minimum. Nevertheless, the following rules should be observed when handling aluminum electrolytic capacitors:

- Any escaping electrolyte should not come into contact with eyes or skin.
- If electrolyte does come into contact with the skin, wash the affected parts immediately with running water. If the eyes are affected, rinse them for 10 minutes with plenty of water. If symptoms persist, seek medical treatment.
- Avoid breathing in electrolyte vapor or mists. Workplaces and other affected areas should be well ventilated. Clothing that has been contaminated by electrolyte must be changed and rinsed in water.


B41044, B43044
Low impedance & high ripple current – 105 °C

Product safety

The table below summarizes the safety instructions that must be observed without fail. A detailed description can be found in the relevant sections of chapter "General technical information".

| Topic | Safety information | Reference chapter "General technical information" |
|--|---|--|
| Polarity | Make sure that polar capacitors are connected with the right polarity. | 1 "Basic construction of aluminum electrolytic capacitors" |
| Reverse voltage | Voltages polarity classes should be prevented by connecting a diode. | 3.1.6 "Reverse voltage" |
| Upper category temperature | Do not exceed the upper category temperature. | 7.2 "Maximum permissible operating temperature" |
| Maintenance | Make periodic inspections of the capacitors. Before the inspection, make sure that the power supply is turned off and carefully discharge the electricity of the capacitors. Do not apply any mechanical stress to the capacitor terminals. | 10 "Maintenance" |
| Mounting position of screw-terminal capacitors | Do not mount the capacitor with the terminals (safety vent) upside down. | 11.1. "Mounting positions of capacitors with screw terminals" |
| Mounting of single-ended capacitors | The internal structure of single-ended capacitors might be damaged if excessive force is applied to the lead wires. Avoid any compressive, tensile or flexural stress. Do not move the capacitor after soldering to PC board. Do not pick up the PC board by the soldered capacitor. Do not insert the capacitor on the PC board with a hole space different to the lead space specified. | 11.4 "Mounting considerations for single-ended capacitors" |
| Robustness of terminals | The following maximum tightening torques must not be exceeded when connecting screw terminals: M5: 2 Nm M6: 2.5 Nm | 11.3 "Mounting torques" |
| Soldering | Do not exceed the specified time or temperature limits during soldering. | 11.5 "Soldering" |



| Topic | Safety information | Reference chapter "General technical information" |
|--|---|---|
| Soldering, cleaning agents | Do not allow halogenated hydrocarbons to come into contact with aluminum electrolytic capacitors. | 11.6 "Cleaning agents" |
| Passive flammability | Avoid external energy, such as fire or electricity. | 8.1 "Passive flammability" |
| Active flammability | Avoid overload of the capacitors. | 8.2 "Active flammability" |
| | | Reference chapter "Capacitors with screw terminals" |
| Breakdown strength of insulating sleeves | Do not damage the insulating sleeve, especially when ring clips are used for mounting. | "Screw terminals – accessories" |


B41044, B43044
Low impedance & high ripple current – 105 °C
Symbols and terms

| Symbol | English | German |
|----------------|---|---|
| C | Capacitance | Kapazität |
| C_R | Rated capacitance | Nennkapazität |
| C_S | Series capacitance | Serienkapazität |
| $C_{S,T}$ | Series capacitance at temperature T | Serienkapazität bei Temperatur T |
| C_f | Capacitance at frequency f | Kapazität bei Frequenz f |
| d | Case diameter, nominal dimension | Gehäusedurchmesser, Nennmaß |
| d_{max} | Maximum case diameter | Maximaler Gehäusedurchmesser |
| ESL | Self-inductance | Eigeninduktivität |
| ESR | Equivalent series resistance | Ersatzserienwiderstand |
| ESR_f | Equivalent series resistance at frequency f | Ersatzserienwiderstand bei Frequenz f |
| ESR_T | Equivalent series resistance at temperature T | Ersatzserienwiderstand bei Temperatur T |
| f | Frequency | Frequenz |
| I | Current | Strom |
| I_{AC} | Alternating current (ripple current) | Wechselstrom |
| $I_{AC,rms}$ | Root-mean-square value of alternating current | Wechselstrom, Effektivwert |
| $I_{AC,f}$ | Ripple current at frequency f | Wechselstrom bei Frequenz f |
| $I_{AC,max}$ | Maximum permissible ripple current | Maximal zulässiger Wechselstrom |
| $I_{AC,R}$ | Rated ripple current | Nennwechselstrom |
| $I_{AC,R} (B)$ | Rated ripple current for base cooling | Nennwechselstromstrom für Bodenkühlung |
| I_{leak} | Leakage current | Reststrom |
| $I_{leak,op}$ | Operating leakage current | Betriebsreststrom |
| l | Case length, nominal dimension | Gehäuselänge, Nennmaß |
| l_{max} | Maximum case length (without terminals and mounting stud) | Maximale Gehäuselänge (ohne Anschlüsse und Gewindebolzen) |
| R | Resistance | Widerstand |
| R_{ins} | Insulation resistance | Isolationswiderstand |
| R_{symm} | Balancing resistance | Symmetrierwiderstand |
| T | Temperature | Temperatur |
| ΔT | Temperature difference | Temperaturdifferenz |
| T_A | Ambient temperature | Umgebungstemperatur |
| T_C | Case temperature | Gehäusetemperatur |
| T_B | Capacitor base temperature | Temperatur des Becherbodens |
| t | Time | Zeit |
| Δt | Period | Zeitraum |
| t_b | Service life (operating hours) | Brauchbarkeitsdauer (Betriebszeit) |



| Symbol | English | German |
|-----------------|-----------------------------|-----------------------------------|
| V | Voltage | Spannung |
| V _F | Forming voltage | Formierspannung |
| V _{op} | Operating voltage | Betriebsspannung |
| V _R | Rated voltage, DC voltage | Nennspannung, Gleichspannung |
| V _S | Surge voltage | Spitzenspannung |
| X _C | Capacitive reactance | Kapazitiver Blindwiderstand |
| X _L | Inductive reactance | Induktiver Blindwiderstand |
| Z | Impedance | Scheinwiderstand |
| Z _T | Impedance at temperature T | Scheinwiderstand bei Temperatur T |
| tan δ | Dissipation factor | Verlustfaktor |
| λ | Failure rate | Ausfallrate |
| ε ₀ | Absolute permittivity | Elektrische Feldkonstante |
| ε _r | Relative permittivity | Dielektrizitätszahl |
| ω | Angular velocity; 2 · π · f | Kreisfrequenz; 2 · π · f |

Note

All dimensions are given in mm.

Important notes

The following applies to all products named in this publication:

1. Some parts of this publication contain **statements about the suitability of our products for certain areas of application**. These statements are based on our knowledge of typical requirements that are often placed on our products in the areas of application concerned. We nevertheless expressly point out **that such statements cannot be regarded as binding statements about the suitability of our products for a particular customer application**. As a rule, EPCOS is either unfamiliar with individual customer applications or less familiar with them than the customers themselves. For these reasons, it is always ultimately incumbent on the customer to check and decide whether an EPCOS product with the properties described in the product specification is suitable for use in a particular customer application.
2. We also point out that **in individual cases, a malfunction of electronic components or failure before the end of their usual service life cannot be completely ruled out in the current state of the art, even if they are operated as specified**. In customer applications requiring a very high level of operational safety and especially in customer applications in which the malfunction or failure of an electronic component could endanger human life or health (e.g. in accident prevention or lifesaving systems), it must therefore be ensured by means of suitable design of the customer application or other action taken by the customer (e.g. installation of protective circuitry or redundancy) that no injury or damage is sustained by third parties in the event of malfunction or failure of an electronic component.
3. **The warnings, cautions and product-specific notes must be observed.**
4. In order to satisfy certain technical requirements, **some of the products described in this publication may contain substances subject to restrictions in certain jurisdictions (e.g. because they are classed as hazardous)**. Useful information on this will be found in our Material Data Sheets on the Internet (www.epcos.com/material). Should you have any more detailed questions, please contact our sales offices.
5. We constantly strive to improve our products. Consequently, **the products described in this publication may change from time to time**. The same is true of the corresponding product specifications. Please check therefore to what extent product descriptions and specifications contained in this publication are still applicable before or when you place an order. We also **reserve the right to discontinue production and delivery of products**. Consequently, we cannot guarantee that all products named in this publication will always be available. The aforementioned does not apply in the case of individual agreements deviating from the foregoing for customer-specific products.
6. Unless otherwise agreed in individual contracts, **all orders are subject to the current version of the "General Terms of Delivery for Products and Services in the Electrical Industry" published by the German Electrical and Electronics Industry Association (ZVEI)**.
7. The trade names EPCOS, BAOKE, Alu-X, CeraDiode, CSMP, CSSP, CTVS, DeltaCap, DigiSiMic, DSSP, FormFit, MiniBlue, MiniCell, MKK, MKD, MLSC, MotorCap, PCC, PhaseCap, PhaseCube, PhaseMod, PhiCap, SIFERRIT, SIFI, SIKOREL, SilverCap, SIMDAD, SiMic, SIMID, SineFormer, SIOV, SIP5D, SIP5K, ThermoFuse, WindCap are **trade-marks registered or pending** in Europe and in other countries. Further information will be found on the Internet at www.epcos.com/trademarks.