

General-purpose grade capacitors

Applications

- General-purpose applications in the entertainment industry
- Semi-professional to professional application range
- For filtering, coupling and pulse circuits

Features

- Miniaturized dimensions
- Operation up to 105 °C
- High CU product, i.e. very compact

Construction

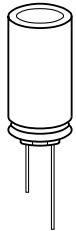
- Radial leads
- Charge-discharge proof, polar
- Aluminum case with insulating sleeve
- Minus pole marking on the insulation sleeve
- Stand off rubber seal
- Case with safety vent from diameter 6,3 mm

Delivery mode

Special terminal configurations and packing:

- Bulk
- Taped, Ammo pack
- Cut
- Kinked
- PAPR (protection against polarity reversal)

Refer to page 503 for further details and ordering example.



KAL0707-F


B41851 / B43851
Standard Series – 105 °C
Specifications and characteristics in brief

| Type | B41851 | B43851 |
|---|---|-------------------------------|
| Rated voltage U_R | 6,3...100 VDC | 160...450 VDC |
| Surge voltage U_S | $1,15 \cdot U_R$ | $1,1 \cdot U_R$ |
| Rated capacitance C_R | 0,1...10 000 μ F | 0,47...470 μ F |
| Capacitance tolerance | $\pm 20 \% \triangleq M$ | $\pm 20 \% \triangleq M$ |
| Useful life 105 °C, U_R ; I_{-R} 40 °C, U_R ; $1,8 \cdot I_{-R}$ 40 °C, U_R ; $2,1 \cdot I_{-R}$ | > 2 000 h > 250 000 h — | > 3 000 h — > 250 000 h |
| Requirements: | $\Delta C/C \leq \pm 45 \%$ of initial value $\tan \delta \leq 3$ times initial specified limit $I_L \leq$ initial specified limit Failure percentage: $\leq 1 \%$ Failure rate: ≤ 100 fit ($\leq 100 \cdot 10^{-9}/h$) (for definition "fit", refer to chapter "Quality", page 62) | |
| Voltage endurance test 105 °C; U_R | 1 000 h | 1 000 h |
| Post test requirements: | $\Delta C/C \leq \pm 30 \%$ of initial value $\tan \delta \leq 2$ times initial specified limit $I_L \leq$ initial specified limit | |
| Vibration resistance | To IEC 60068-2-6, test Fc: displacement amplitude 0,75 mm, frequency range 10 ... 2000 Hz, acceleration max.10 g, duration 3×2 h | |
| IEC climatic category | To IEC 60068-1: $U_R \leq 250$ V: 40/105/56 (– 40 °C/+ 105 °C/56 days damp heat test) $U_R \geq 350$ V: 25/105/56 (– 25 °C/+ 105 °C/56 days damp heat test) | |
| Sectional specification | IEC 60384-4 | |


Dimensional drawing

Dimensions and weights

| Dimensions (mm) | | | | Approx. weight |
|-----------------|----------------------------|-------------|-------------|----------------|
| $d \times l$ | $d_{\max} \times l_{\max}$ | $a \pm 0,5$ | b | g |
| 5 × 11 | 5,5 × 12 | 2,0 | 0,50 ± 0,05 | 0,5 |
| 6,3 × 11 | 6,8 × 12 | 2,5 | 0,50 ± 0,05 | 0,7 |
| 8 × 11 | 8,5 × 12 | 3,5 | 0,60 ± 0,05 | 1,0 |
| 10 × 12,5 | 10,5 × 13,5 | 5,0 | 0,60 ± 0,05 | 1,6 |
| 10 × 16 | 10,5 × 17 | 5,0 | 0,60 ± 0,05 | 1,9 |
| 10 × 20 | 10,5 × 22 | 5,0 | 0,60 ± 0,05 | 2,6 |
| 12,5 × 20 | 13 × 22 | 5,0 | 0,60 ± 0,05 | 3,6 |
| 12,5 × 25 | 13 × 27 | 5,0 | 0,60 ± 0,05 | 4,5 |
| 16 × 20 | 16,5 × 22 | 7,5 | 0,80 ± 0,05 | 5,5 |
| 16 × 25 | 16,5 × 27 | 7,5 | 0,80 ± 0,05 | 7,5 |
| 16 × 31,5 | 16,5 × 33,5 | 7,5 | 0,80 ± 0,05 | 7,8 |
| 18 × 31,5 | 18,5 × 32,5 | 7,5 | 0,80 ± 0,1 | 11 |
| 18 × 35 | 18,5 × 36 | 7,5 | 0,80 ± 0,1 | 13 |
| 18 × 40 | 18,5 × 41 | 7,5 | 0,80 ± 0,1 | 16 |
| 20 × 30 | 20,5 × 32 | 10,0 | 0,80 ± 0,1 | 14 |
| 20 × 35 | 20,5 × 37 | 10,0 | 0,80 ± 0,1 | 18 |
| 20 × 40 | 20,5 × 42 | 10,0 | 0,80 ± 0,1 | 20 |
| 22 × 35 | 22,5 × 37 | 10,0 | 1,0 ± 0,1 | 21 |
| 22 × 40 | 22,5 × 42 | 10,0 | 1,0 ± 0,1 | 23 |


B41851 / B43851
Standard Series – 105 °C
Overview of available types
B41851

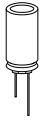
| U_R (VDC) | 6,3 | 10 | 16 | 25 | 35 | 50 | 63 | 100 |
|-------------|-----------------------------------|-----------|-----------|-----------|------------------------|-----------|-----------|-----------|
| C_R (μF) | Case dimensions $d \times l$ (mm) | | | | | | | |
| 0,10 | | | | | | | | 5 × 11 |
| 0,22 | | | | | | | | 5 × 11 |
| 0,33 | | | | | | | | 5 × 11 |
| 0,47 | | | | | | | | 5 × 11 |
| 1,0 | | | | | | 5 × 11 | | 5 × 11 |
| 2,2 | | | | | | 5 × 11 | | 5 × 11 |
| 3,3 | | | | | | 5 × 11 | | 5 × 11 |
| 4,7 | | | | | | 5 × 11 | | 5 × 11 |
| 10 | | | | | | 5 × 11 | 5 × 11 | 6,3 × 11 |
| 22 | | | | | | 5 × 11 | 6,3 × 11 | 8 × 11 |
| 33 | | | | | 5 × 11 | 6,3 × 11 | 6,3 × 11 | 10 × 12,5 |
| 47 | | | | 5 × 11 | 5 × 11 | 6,3 × 11 | 8 × 11 | 10 × 12,5 |
| 100 | | 5 × 11 | 5 × 11 | 6,3 × 11 | 6,3 × 11 | 8 × 11 | 10 × 12,5 | 10 × 20 |
| 220 | 6,3 × 11 | 6,3 × 11 | 6,3 × 11 | 8 × 11 | 10 × 12,5 | 10 × 12,5 | 10 × 16 | 12,5 × 25 |
| 330 | 6,3 × 11 | 8 × 11 | 8 × 11 | 10 × 12,5 | 10 × 12,5 | 10 × 16 | 10 × 20 | 16 × 25 |
| 470 | 8 × 11 | 8 × 11 | 10 × 12,5 | 10 × 12,5 | 10 × 16 | 10 × 20 | 12,5 × 25 | 16 × 31,5 |
| 1 000 | 10 × 12,5 | 10 × 12,5 | 10 × 16 | 10 × 20 | 12,5 × 20 12,5 × 25 | 16 × 20 | 16 × 31,5 | 20 × 40 |
| 2 200 | 10 × 20 | 10 × 20 | 12,5 × 25 | 16 × 20 | 16 × 25 16 × 31,5 | 18 × 35 | 20 × 40 | |
| 3 300 | 10 × 20 | 12,5 × 25 | 16 × 25 | 16 × 25 | 18 × 31,5 | 18 × 40 | | |
| 4 700 | 12,5 × 25 | 16 × 20 | 16 × 25 | 16 × 31,5 | 18 × 40 | 22 × 40 | | |
| 10 000 | | 18 × 35 | 20 × 35 | 22 × 40 | | | | |

Other capacitance and voltage ratings are available upon request.


B43851

| U_R (VDC) | 160 | 200 | 250 | 350 | 400 | 450 |
|------------------|-----------------------------------|-----------|-----------|-----------|-----------|-----------|
| C_R (μ F) | Case dimensions $d \times l$ (mm) | | | | | |
| 0,47 | 6,3 × 11 | 6,3 × 11 | 6,3 × 11 | 6,3 × 11 | | |
| 1,0 | 6,3 × 11 | 6,3 × 11 | 6,3 × 11 | 6,3 × 11 | | |
| 2,2 | 6,3 × 11 | 6,3 × 11 | 6,3 × 11 | 8 × 11 | 10 × 12,5 | 10 × 12,5 |
| 3,3 | 6,3 × 11 | 6,3 × 11 | 8 × 11 | 10 × 12,5 | 10 × 12,5 | 10 × 16 |
| 4,7 | 8 × 11 | 8 × 11 | 10 × 12,5 | 10 × 12,5 | 10 × 16 | 10 × 20 |
| 10 | 10 × 12,5 | 10 × 12,5 | 10 × 16 | 10 × 20 | 10 × 20 | 12,5 × 25 |
| 22 | 10 × 16 | 10 × 20 | 10 × 20 | 12,5 × 25 | 16 × 20 | 16 × 25 |
| 33 | 10 × 20 | 10 × 20 | 12,5 × 25 | 16 × 25 | 16 × 25 | 16 × 31,5 |
| 47 | 12,5 × 25 | 12,5 × 25 | 16 × 20 | 16 × 31,5 | 16 × 31,5 | 18 × 31,5 |
| 100 | 16 × 25 | 16 × 25 | 18 × 35 | 20 × 30 | 20 × 35 | 20 × 40 |
| 220 | 18 × 31,5 | 18 × 35 | 18 × 40 | | | |
| 330 | 20 × 30 | 22 × 35 | 22 × 40 | | | |
| 470 | 22 × 35 | | | | | |

Other capacitance and voltage ratings are available upon request.


B41851 / B43851
Standard Series – 105 °C
Technical data and ordering codes

| U_R | C_R | Case dimensions | $I_{L, \max}$ | $\tan \delta_{\max}$ | ESR_{\max} | $I_{\sim R}$ | Ordering code ¹⁾ |
|-------|-----------------|-----------------|----------------|----------------------|-----------------|------------------|-----------------------------|
| | 120 Hz 20 °C | $d \times l$ | 5 min 20 °C | 120 Hz 20 °C | 120 Hz 20 °C | 120 Hz 105 °C | |
| VDC | μF | mm | μA | | Ω | mA | |

B41851

| | | | | | | | |
|--------|---------|-----------|-------|------|-------|-----------------|-----------------|
| 6,3 | 220 | 6,3 × 11 | 14 | 0,28 | 2,1 | 133 | B41851A2227M00* |
| | 330 | 6,3 × 11 | 21 | 0,28 | 1,4 | 189 | B41851A2337M00* |
| | 470 | 8 × 11 | 30 | 0,28 | 1,0 | 231 | B41851A2477M00* |
| | 1 000 | 10 × 12,5 | 63 | 0,28 | 0,46 | 392 | B41851A2108M00* |
| | 2 200 | 10 × 20 | 139 | 0,30 | 0,23 | 665 | B41851A2228M00* |
| | 3 300 | 10 × 20 | 208 | 0,32 | 0,16 | 735 | B41851A2338M00* |
| | 4 700 | 12,5 × 25 | 296 | 0,34 | 0,12 | 910 | B41851A2478M00* |
| 10 | 100 | 5 × 11 | 10 | 0,24 | 4,0 | 84 | B41851A3107M00* |
| | 220 | 6,3 × 11 | 22 | 0,24 | 1,8 | 154 | B41851A3227M00* |
| | 330 | 8 × 11 | 33 | 0,24 | 1,2 | 196 | B41851A3337M00* |
| | 470 | 8 × 11 | 47 | 0,24 | 0,85 | 280 | B41851A3477M00* |
| | 1 000 | 10 × 12,5 | 100 | 0,24 | 0,40 | 448 | B41851A3108M00* |
| | 2 200 | 10 × 20 | 220 | 0,26 | 0,20 | 728 | B41851A3228M00* |
| | 3 300 | 12,5 × 25 | 330 | 0,28 | 0,14 | 1 015 | B41851A3338M00* |
| | 4 700 | 16 × 20 | 470 | 0,30 | 0,11 | 1 078 | B41851A3478M00* |
| 10 000 | 18 × 35 | 1 000 | 0,42 | 0,07 | 1 764 | B41851A3109M00* | |
| 16 | 100 | 5 × 11 | 16 | 0,20 | 3,3 | 112 | B41851A4107M00* |
| | 220 | 6,3 × 11 | 35 | 0,20 | 1,5 | 180 | B41851F4227M00* |
| | 330 | 8 × 11 | 53 | 0,20 | 1,0 | 245 | B41851A4337M00* |
| | 470 | 10 × 12,5 | 75 | 0,20 | 0,71 | 350 | B41851A4477M00* |
| | 1 000 | 10 × 16 | 160 | 0,20 | 0,33 | 504 | B41851A4108M00* |
| | 2 200 | 12,5 × 25 | 352 | 0,22 | 0,17 | 950 | B41851A4228M00* |
| | 3 300 | 16 × 25 | 528 | 0,24 | 0,12 | 1 106 | B41851A4338M00* |
| | 4 700 | 16 × 25 | 752 | 0,26 | 0,09 | 1 190 | B41851A4478M00* |
| | 10 000 | 20 × 35 | 1 600 | 0,38 | 0,06 | 1 820 | B41851A4109M00* |

Preferred types

1) * = "0" for bulk version.

For taping versions, other lead configurations and packing information see page 503.


Technical data and ordering codes

| U_R | C_R 120 Hz 20 °C μF | Case dimensions $d \times l$ mm | $I_{L, \max}$ 5 min 20 °C μA | $\tan \delta_{\max}$ 120 Hz 20 °C | ESR_{\max} 120 Hz 20 °C Ω | I_{-R} 120 Hz 105 °C mA | Ordering code ¹⁾ |
|-------|--------------------------------|--|---------------------------------------|---|--------------------------------------|------------------------------------|-----------------------------|
| 25 | 47 | 5 × 11 | 12 | 0,16 | 5,6 | 70 | B41851A5476M00* |
| | 100 | 6,3 × 11 | 25 | 0,16 | 2,7 | 126 | B41851A5107M00* |
| | 220 | 8 × 11 | 55 | 0,16 | 1,2 | 203 | B41851A5227M00* |
| | 330 | 10 × 12,5 | 83 | 0,16 | 0,80 | 280 | B41851A5337M00* |
| | 470 | 10 × 12,5 | 118 | 0,16 | 0,56 | 380 | B41851F5477M00* |
| | 1 000 | 10 × 20 | 250 | 0,16 | 0,27 | 595 | B41851A5108M00* |
| | 2 200 | 16 × 20 | 550 | 0,18 | 0,14 | 910 | B41851A5228M00* |
| | 3 300 | 16 × 25 | 825 | 0,20 | 0,10 | 1 225 | B41851A5338M00* |
| | 4 700 | 16 × 31,5 | 1 175 | 0,22 | 0,08 | 1 400 | B41851A5478M00* |
| | 10 000 | 22 × 40 | 2 500 | 0,34 | 0,06 | 2 100 | B41851A5109M00* |
| 35 | 33 | 5 × 11 | 12 | 0,14 | 7,0 | 60 | B41851A7336M00* |
| | 47 | 5 × 11 | 16 | 0,14 | 4,9 | 91 | B41851A7476M00* |
| | 100 | 6,3 × 11 | 35 | 0,14 | 2,3 | 150 | B41851F7107M00* |
| | 220 | 10 × 12,5 | 77 | 0,14 | 1,1 | 273 | B41851A7227M00* |
| | 330 | 10 × 12,5 | 116 | 0,14 | 0,70 | 315 | B41851A7337M00* |
| | 470 | 10 × 16 | 165 | 0,14 | 0,49 | 399 | B41851A7477M00* |
| | 1 000 | 12,5 × 20 | 350 | 0,14 | 0,23 | 810 | B41851F7108M00* |
| | 1 000 | 12,5 × 25 | 350 | 0,14 | 0,23 | 850 | B41851A7108M00* |
| | 2 200 | 16 × 31,5 | 770 | 0,16 | 0,12 | 1 050 | B41851A7228M00* |
| | 3 300 | 18 × 31,5 | 1 155 | 0,18 | 0,09 | 1 505 | B41851A7338M00* |
| 4 700 | 18 × 40 | 1 645 | 0,20 | 0,07 | 1 610 | B41851A7478M00* | |
| 50 | 1 | 5 × 11 | 4 | 0,12 | 199 | 12 | B41851A6105M00* |
| | 2,2 | 5 × 11 | 4 | 0,12 | 90 | 20 | B41851A6225M00* |
| | 3,3 | 5 × 11 | 4 | 0,12 | 60 | 25 | B41851A6335M00* |
| | 4,7 | 5 × 11 | 4 | 0,12 | 42 | 30 | B41851A6475M00* |
| | 10 | 5 × 11 | 5 | 0,12 | 20 | 40 | B41851A6106M00* |
| | 22 | 5 × 11 | 11 | 0,12 | 9,0 | 63 | B41851A6226M00* |
| | 33 | 6,3 × 11 | 17 | 0,12 | 6,0 | 77 | B41851A6336M00* |
| | 47 | 6,3 × 11 | 24 | 0,12 | 4,2 | 105 | B41851A6476M00* |
| | 100 | 8 × 11 | 50 | 0,12 | 2,0 | 175 | B41851A6107M00* |
| | 220 | 10 × 12,5 | 110 | 0,12 | 0,90 | 280 | B41851A6227M00* |
| | 330 | 10 × 16 | 165 | 0,12 | 0,60 | 357 | B41851A6337M00* |

* Preferred types

1) * = "0" for bulk version. For taping versions, other lead configurations and packing information see page 503.


B41851 / B43851
Standard Series – 105 °C
Technical data and ordering codes

| U_R | C_R 120 Hz 20 °C μF | Case dimensions $d \times l$ mm | $I_{L, \max}$ 5 min 20 °C μA | $\tan \delta_{\max}$ 120 Hz 20 °C | ESR_{\max} 120 Hz 20 °C Ω | $I_{\sim R}$ 120 Hz 105 °C mA | Ordering code ¹⁾ |
|-------|---|--|--|---|---|--|-----------------------------|
| 50 | 470 | 10 × 20 | 235 | 0,12 | 0,42 | 490 | B41851A6477M00* |
| | 1 000 | 16 × 20 | 500 | 0,12 | 0,20 | 770 | B41851A6108M00* |
| | 2 200 | 18 × 35 | 1 100 | 0,14 | 0,11 | 1 190 | B41851A6228M00* |
| | 3 300 | 18 × 40 | 1 650 | 0,16 | 0,08 | 1 330 | B41851A6338M00* |
| | 4 700 | 22 × 40 | 2 350 | 0,18 | 0,06 | 1 540 | B41851A6478M00* |
| 63 | 10 | 5 × 11 | 6,3 | 0,12 | 20 | 42 | B41851A8106M00* |
| | 22 | 6,3 × 11 | 14 | 0,12 | 9,0 | 77 | B41851A8226M00* |
| | 33 | 6,3 × 11 | 21 | 0,12 | 6,0 | 91 | B41851A8336M00* |
| | 47 | 8 × 11 | 30 | 0,12 | 4,2 | 126 | B41851A8476M00* |
| | 100 | 10 × 12,5 | 63 | 0,12 | 2,0 | 203 | B41851A8107M00* |
| | 220 | 10 × 16 | 139 | 0,12 | 0,90 | 329 | B41851A8227M00* |
| | 330 | 10 × 20 | 208 | 0,12 | 0,60 | 434 | B41851A8337M00* |
| | 470 | 12,5 × 25 | 296 | 0,12 | 0,42 | 630 | B41851A8477M00* |
| | 1 000 | 16 × 31,5 | 630 | 0,12 | 0,20 | 1 050 | B41851A8108M00* |
| | 2 200 | 20 × 40 | 1 386 | 0,14 | 0,11 | 1 540 | B41851A8228M00* |
| 100 | 0,10 | 5 × 11 | 3,0 | 0,10 | 1 658 | 1,4 | B41851A9104M00* |
| | 0,22 | 5 × 11 | 3,0 | 0,10 | 754 | 2,8 | B41851A9224M00* |
| | 0,33 | 5 × 11 | 3,0 | 0,10 | 502 | 4,9 | B41851A9334M00* |
| | 0,47 | 5 × 11 | 3,0 | 0,10 | 353 | 7,0 | B41851A9474M00* |
| | 1 | 5 × 11 | 3,0 | 0,10 | 166 | 14 | B41851A9105M00* |
| | 2,2 | 5 × 11 | 3,0 | 0,10 | 75 | 21 | B41851A9225M00* |
| | 3,3 | 5 × 11 | 3,3 | 0,10 | 50 | 28 | B41851A9335M00* |
| | 4,7 | 5 × 11 | 4,7 | 0,10 | 35 | 31 | B41851A9475M00* |
| | 10 | 6,3 × 11 | 10 | 0,10 | 17 | 52 | B41851A9106M00* |
| | 22 | 8 × 11 | 22 | 0,10 | 7,5 | 91 | B41851A9226M00* |
| | 33 | 10 × 12,5 | 33 | 0,10 | 5,0 | 133 | B41851A9336M00* |
| | 47 | 10 × 12,5 | 47 | 0,10 | 3,5 | 161 | B41851B9476M00* |
| | 100 | 10 × 20 | 100 | 0,10 | 1,7 | 245 | B41851A9107M00* |
| | 220 | 12,5 × 25 | 220 | 0,10 | 0,75 | 434 | B41851A9227M00* |
| | 330 | 16 × 25 | 330 | 0,10 | 0,50 | 560 | B41851A9337M00* |
| | 470 | 16 × 31,5 | 470 | 0,10 | 0,35 | 630 | B41851A9477M00* |
| 1 000 | 20 × 40 | 1 000 | 0,10 | 0,17 | 910 | B41851A9108M00* | |

Preferred types

1) * = "0" for bulk version. For taping versions, other lead configurations and packing information see page 503.


Technical data and ordering codes

| U_R | C_R | Case dimensions | $I_{L, \max}$ | $\tan \delta_{\max}$ | ESR_{\max} | $I_{\sim R}$ | Ordering code ¹⁾ |
|-------|----------------------------------|--------------------|---------------------------------|----------------------|-----------------------------|------------------------|-----------------------------|
| VDC | 120 Hz 20 °C μF | $d \times l$ mm | 5 min 20 °C μA | 120 Hz 20 °C | 120 Hz 20 °C Ω | 120 Hz 105 °C mA | |

B43851

| | | | | | | | | |
|-----|---------|-----------|-----------|------|------|-----------------|-----------------|-----------------|
| 160 | 0,47 | 6,3 × 11 | 17 | 0,20 | 705 | 9,8 | B43851A1474M00* | |
| | 1,0 | 6,3 × 11 | 20 | 0,20 | 332 | 15 | B43851A1105M00* | |
| | 2,2 | 6,3 × 11 | 26 | 0,20 | 151 | 28 | B43851A1225M00* | |
| | 3,3 | 6,3 × 11 | 31 | 0,20 | 100 | 32 | B43851A1335M00* | |
| | 4,7 | 8 × 11 | 38 | 0,20 | 71 | 39 | B43851A1475M00* | |
| | 10 | 10 × 12,5 | 63 | 0,20 | 33 | 60 | B43851A1106M00* | |
| | 22 | 10 × 16 | 121 | 0,20 | 15 | 91 | B43851A1226M00* | |
| | 33 | 10 × 20 | 173 | 0,20 | 10 | 123 | B43851A1336M00* | |
| | 47 | 12,5 × 25 | 241 | 0,20 | 7,1 | 182 | B43851A1476M00* | |
| | 100 | 16 × 25 | 495 | 0,20 | 3,3 | 287 | B43851A1107M00* | |
| | 220 | 18 × 31,5 | 1 071 | 0,20 | 1,5 | 462 | B43851A1227M00* | |
| 200 | 330 | 20 × 30 | 1 599 | 0,20 | 1,0 | 525 | B43851A1337M00* | |
| | 470 | 22 × 35 | 2 271 | 0,20 | 0,71 | 700 | B43851A1477M00* | |
| | 200 | 0,47 | 6,3 × 11 | 18 | 0,20 | 705 | 9 | B43851A2474M00* |
| | | 1,0 | 6,3 × 11 | 21 | 0,20 | 332 | 15 | B43851A2105M00* |
| | | 2,2 | 6,3 × 11 | 28 | 0,20 | 151 | 28 | B43851A2225M00* |
| | | 3,3 | 6,3 × 11 | 35 | 0,20 | 100 | 32 | B43851A2335M00* |
| | | 4,7 | 8 × 11 | 43 | 0,20 | 71 | 39 | B43851A2475M00* |
| | | 10 | 10 × 12,5 | 75 | 0,20 | 33 | 56 | B43851B2106M00* |
| | | 22 | 10 × 20 | 147 | 0,20 | 15 | 98 | B43851A2226M00* |
| | | 33 | 10 × 20 | 213 | 0,20 | 10 | 109 | B43851B2336M00* |
| | | 47 | 12,5 × 25 | 297 | 0,20 | 7,1 | 175 | B43851A2476M00* |
| 100 | | 16 × 25 | 615 | 0,20 | 3,3 | 287 | B43851A2107M00* | |
| 220 | | 18 × 35 | 1 335 | 0,20 | 1,5 | 700 | B43851A2227M00* | |
| 330 | 22 × 35 | 1 995 | 0,20 | 1,0 | 840 | B43851A2337M00* | | |

Preferred types

1) * = "0" for bulk version.

For taping versions, other lead configurations and packing information see page 503.


B41851 / B43851
Standard Series – 105 °C
Technical data and ordering codes

| U_R | C_R 120 Hz 20 °C μF | Case dimensions $d \times l$ mm | $I_{L, \max}$ 5 min 20 °C μA | $\tan \delta_{\max}$ 120 Hz 20 °C | ESR_{\max} 120 Hz 20 °C Ω | I_{-R} 120 Hz 105 °C mA | Ordering code ¹⁾ |
|-------|--------------------------------|--|---------------------------------------|---|--------------------------------------|------------------------------------|-----------------------------|
| 250 | 0,47 | 6,3 × 11 | 19 | 0,20 | 705 | 8 | B43851F2474M00* |
| | 1,0 | 6,3 × 11 | 23 | 0,20 | 332 | 15 | B43851F2105M00* |
| | 2,2 | 6,3 × 11 | 32 | 0,20 | 151 | 32 | B43851F2225M00* |
| | 3,3 | 8 × 11 | 40 | 0,20 | 100 | 35 | B43851F2335M00* |
| | 4,7 | 10 × 12,5 | 50 | 0,20 | 71 | 49 | B43851F2475M00* |
| | 10 | 10 × 16 | 90 | 0,20 | 33 | 63 | B43851F2106M00* |
| | 22 | 10 × 20 | 180 | 0,20 | 15 | 102 | B43851F2226M00* |
| | 33 | 12,5 × 25 | 263 | 0,20 | 10 | 151 | B43851F2336M00* |
| | 47 | 16 × 20 | 368 | 0,20 | 7,1 | 210 | B43851F2476M00* |
| | 100 | 18 × 35 | 765 | 0,20 | 3,3 | 490 | B43851F2107M00* |
| 220 | 18 × 40 | 1 665 | 0,20 | 1,5 | 700 | B43851F2227M00* | |
| 330 | 22 × 40 | 2 490 | 0,20 | 1,0 | 840 | B43851F2337M00* | |
| 350 | 0,47 | 6,3 × 11 | 20 | 0,20 | 705 | 8 | B43851A4474M00* |
| | 1,0 | 6,3 × 11 | 26 | 0,20 | 332 | 15 | B43851A4105M00* |
| | 2,2 | 8 × 11 | 38 | 0,20 | 151 | 21 | B43851A4225M00* |
| | 3,3 | 10 × 12,5 | 50 | 0,20 | 100 | 32 | B43851A4335M00* |
| | 4,7 | 10 × 12,5 | 64 | 0,20 | 71 | 39 | B43851A4475M00* |
| | 10 | 10 × 20 | 120 | 0,20 | 33 | 67 | B43851A4106M00* |
| | 22 | 12,5 × 25 | 246 | 0,20 | 15 | 123 | B43851A4226M00* |
| | 33 | 16 × 25 | 362 | 0,20 | 10 | 168 | B43851A4336M00* |
| | 47 | 16 × 31,5 | 509 | 0,20 | 7,1 | 224 | B43851A4476M00* |
| | 100 | 20 × 30 | 1 065 | 0,20 | 3,3 | 420 | B43851A4107M00* |
| 400 | 2,2 | 10 × 12,5 | 41 | 0,20 | 151 | 28 | B43851A9225M00* |
| | 3,3 | 10 × 12,5 | 55 | 0,20 | 100 | 32 | B43851A9335M00* |
| | 4,7 | 10 × 16 | 71 | 0,20 | 71 | 42 | B43851A9475M00* |
| | 10 | 10 × 20 | 135 | 0,20 | 33 | 67 | B43851A9106M00* |
| | 22 | 16 × 20 | 279 | 0,20 | 15 | 126 | B43851A9226M00* |
| | 33 | 16 × 25 | 411 | 0,20 | 10 | 168 | B43851A9336M00* |
| | 47 | 16 × 31,5 | 579 | 0,20 | 7,1 | 217 | B43851A9476M00* |
| | 100 | 20 × 35 | 1 215 | 0,20 | 3,3 | 420 | B43851A9107M00* |

Preferred types

1) * = "0" for bulk version.

For taping versions, other lead configurations and packing information see page 503.


Technical data and ordering codes

| U_R | C_R | Case dimensions | $I_{L, \max}$ | $\tan \delta_{\max}$ | ESR_{\max} | $I_{\sim R}$ | Ordering code ¹⁾ |
|-------|----------------------------------|--------------------|---------------------------------|----------------------|-----------------------------|------------------------|-----------------------------|
| VDC | 120 Hz 20 °C μF | $d \times l$ mm | 5 min 20 °C μA | 120 Hz 20 °C | 120 Hz 20 °C Ω | 120 Hz 105 °C mA | |
| 450 | 2,2 | 10 × 12,5 | 45 | 0,20 | 151 | 20 | B43851A5225M00* |
| | 3,3 | 10 × 16 | 60 | 0,20 | 100 | 31 | B43851A5335M00* |
| | 4,7 | 10 × 20 | 78 | 0,20 | 71 | 35 | B43851A5475M00* |
| | 10 | 12,5 × 25 | 150 | 0,20 | 33 | 63 | B43851A5106M00* |
| | 22 | 16 × 25 | 312 | 0,20 | 15 | 116 | B43851A5226M00* |
| | 33 | 16 × 31,5 | 460 | 0,20 | 10 | 154 | B43851A5336M00* |
| | 47 | 18 × 31,5 | 650 | 0,20 | 7,1 | 186 | B43851A5476M00* |
| | 100 | 20 × 40 | 1 365 | 0,20 | 3,3 | 420 | B43851A5107M00* |

1) * = "0" for bulk version.

For taping versions, other lead configurations and packing information see page 503.



B41851 / B43851

Standard Series – 105 °C

Useful life

depending on ambient temperature T_A under ripple current operating conditions¹⁾

$U_R = 6,3 \dots 100 \text{ VDC}$



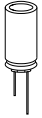
Useful life

depending on ambient temperature T_A under ripple current operating conditions¹⁾

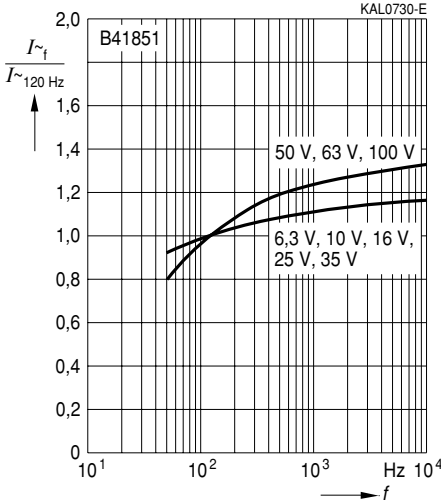
$U_R = 160 \dots 450 \text{ VDC}$



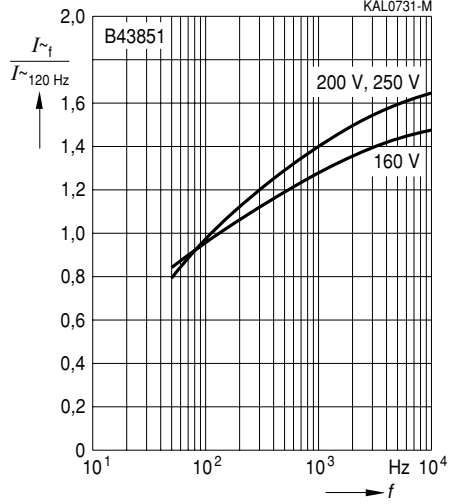
1) Refer to page 40 for an explanation on how to interpret the useful life graphs.



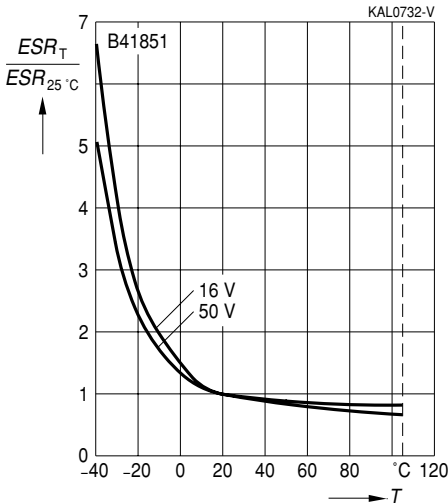
Frequency factor of permissible ripple current I_{\sim} versus frequency f
 $U_R \leq 100$ VDC



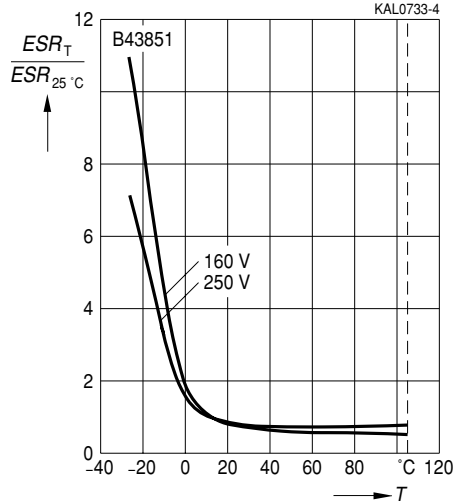
Frequency factor of permissible ripple current I_{\sim} versus frequency f
 $U_R \geq 160$ VDC



Equivalent series resistance ESR at $f = 120$ Hz versus temperature T
 Typical behavior
 $U_R \leq 100$ VDC



Equivalent series resistance ESR at $f = 120$ Hz versus temperature T
 Typical behavior
 $U_R \geq 160$ VDC





B41851 / B43851

Standard Series – 105 °C

Impedance Z at $f = 10$ kHz
 versus temperature T
 Typical behavior
 $U_R \leq 100$ VDC



Impedance Z at $f = 10$ kHz
 versus temperature T
 Typical behavior
 $U_R \geq 160$ VDC



Impedance Z
 versus frequency f and temperature T
 for $4,7 \mu\text{F}/160$ VDC
 Typical behavior



Impedance Z
 versus frequency f and temperature T
 for $10 \mu\text{F}/160$ VDC
 Typical behavior





Impedance Z

versus frequency f

Typical behavior at 20 °C



Herausgegeben von EPCOS AG

Unternehmenskommunikation, Postfach 80 17 09, 81617 München, DEUTSCHLAND

☎ ++49 89 636 09, FAX (0 89) 636-2 26 89

© EPCOS AG 2002. Vervielfältigung, Veröffentlichung, Verbreitung und Verwertung dieser Broschüre und ihres Inhalts ohne ausdrückliche Genehmigung der EPCOS AG nicht gestattet.

Bestellungen unterliegen den vom ZVEI empfohlenen Allgemeinen Lieferbedingungen für Erzeugnisse und Leistungen der Elektroindustrie, soweit nichts anderes vereinbart wird.

Diese Broschüre ersetzt die vorige Ausgabe.

Fragen über Technik, Preise und Liefermöglichkeiten richten Sie bitte an den Ihnen nächstgelegenen Vertrieb der EPCOS AG oder an unsere Vertriebsgesellschaften im Ausland. Bauelemente können aufgrund technischer Erfordernisse Gefahrstoffe enthalten. Auskünfte darüber bitten wir unter Angabe des betreffenden Typs ebenfalls über die zuständige Vertriebsgesellschaft einzuholen.

Published by EPCOS AG

Corporate Communications, P.O. Box 80 17 09, 81617 Munich, GERMANY

☎ ++49 89 636 09, FAX (0 89) 636-2 26 89

© EPCOS AG 2002. Reproduction, publication and dissemination of this brochure and the information contained therein without EPCOS' prior express consent is prohibited.

Purchase orders are subject to the General Conditions for the Supply of Products and Services of the Electrical and Electronics Industry recommended by the ZVEI (German Electrical and Electronic Manufacturers' Association), unless otherwise agreed.

This brochure replaces the previous edition.

For questions on technology, prices and delivery please contact the Sales Offices of EPCOS AG or the international Representatives.

Due to technical requirements components may contain dangerous substances. For information on the type in question please also contact one of our Sales Offices.